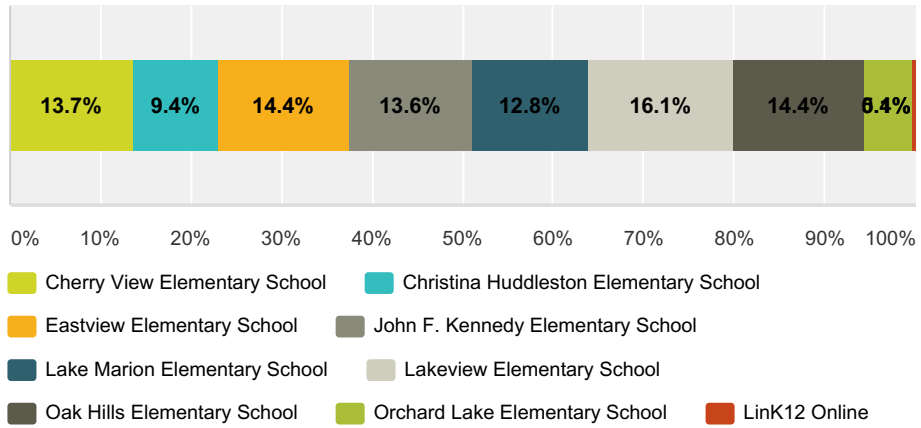


# 2015 Elementary Student Satisfaction Survey

## Q1 My school is:

Answered: 2,092 Skipped: 7

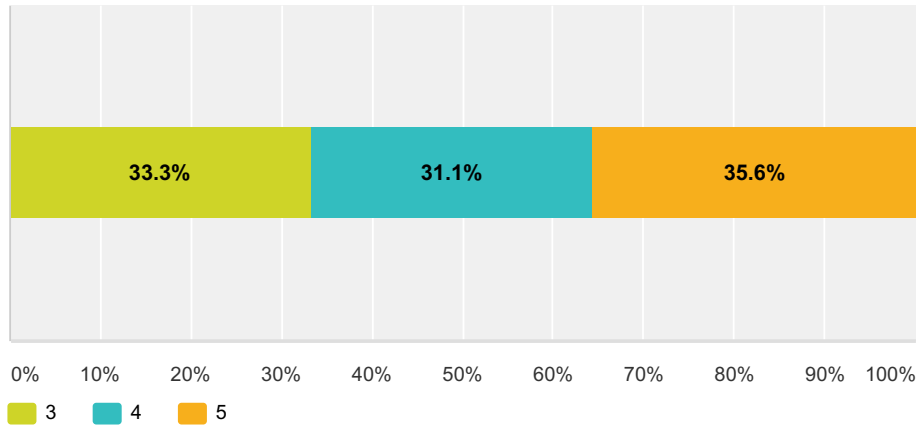


Answer Choices	Responses
Cherry View Elementary School	13.7% 287.0
Christina Huddleston Elementary School	9.4% 197.0
Eastview Elementary School	14.4% 302.0
John F. Kennedy Elementary School	13.6% 284.0
Lake Marion Elementary School	12.8% 268.0
Lakeview Elementary School	16.1% 336.0
Oak Hills Elementary School	14.4% 302.0
Orchard Lake Elementary School	5.4% 113.0
LinK12 Online	0.1% 3.0
<b>Total</b>	<b>2,092</b>

# 2015 Elementary Student Satisfaction Survey

## Q2 I am in grade:

Answered: 2,087 Skipped: 12

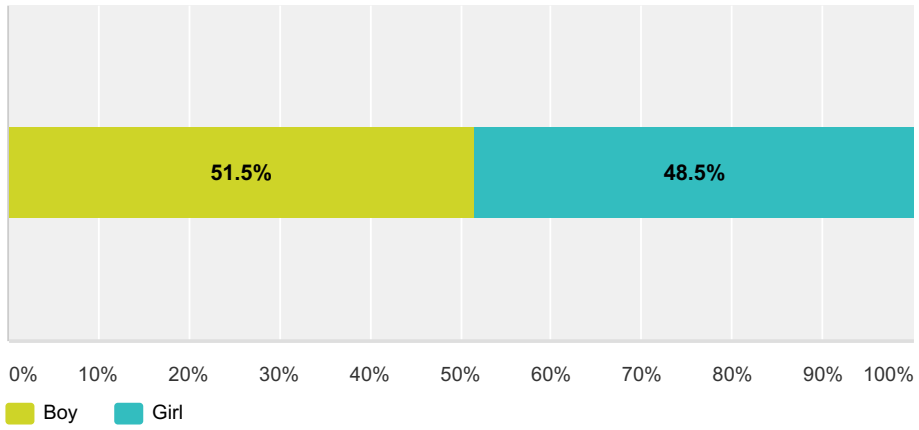


Answer Choices	Responses
3	33.3% 694.0
4	31.1% 649.0
5	35.6% 744.0
<b>Total</b>	<b>2,087</b>

# 2015 Elementary Student Satisfaction Survey

## Q3 I am a:

Answered: 2,085 Skipped: 14

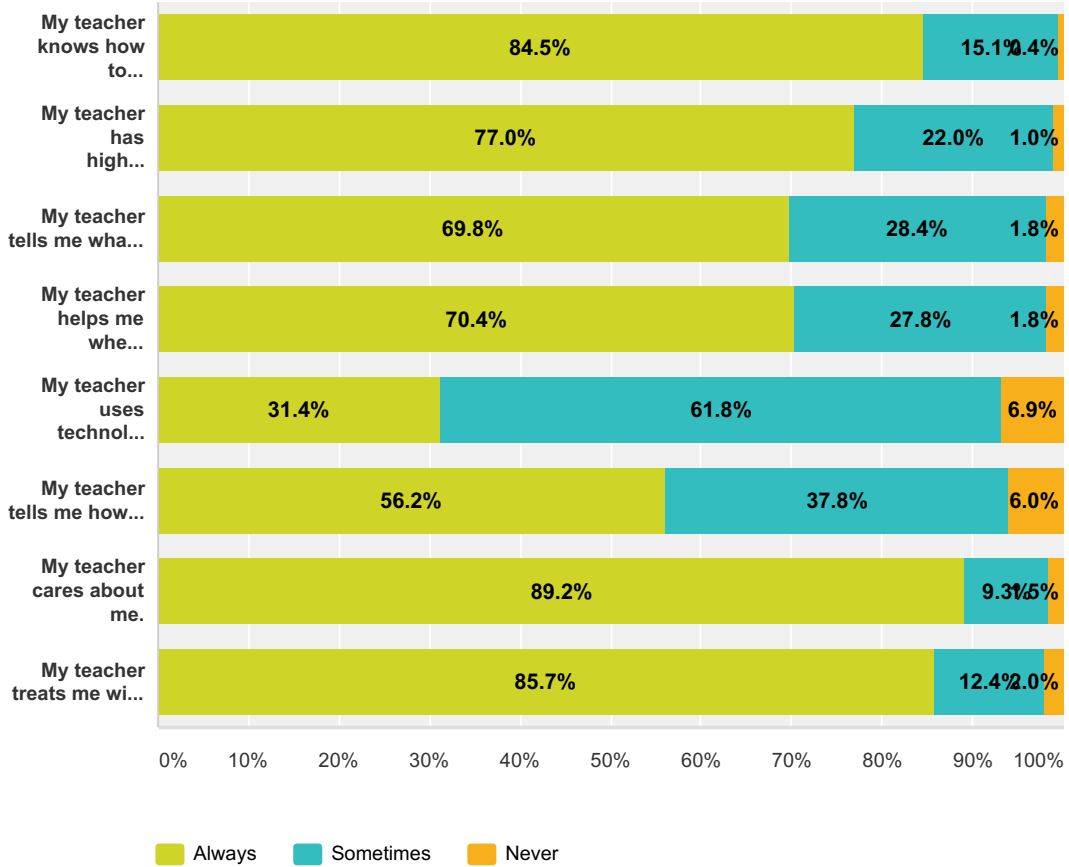


Answer Choices	Responses	Count
Boy	51.5%	1,073.0
Girl	48.5%	1,012.0
<b>Total</b>		<b>2,085</b>

2015 Elementary Student Satisfaction Survey

**Q4 Please answer the following questions about your classroom teacher.**

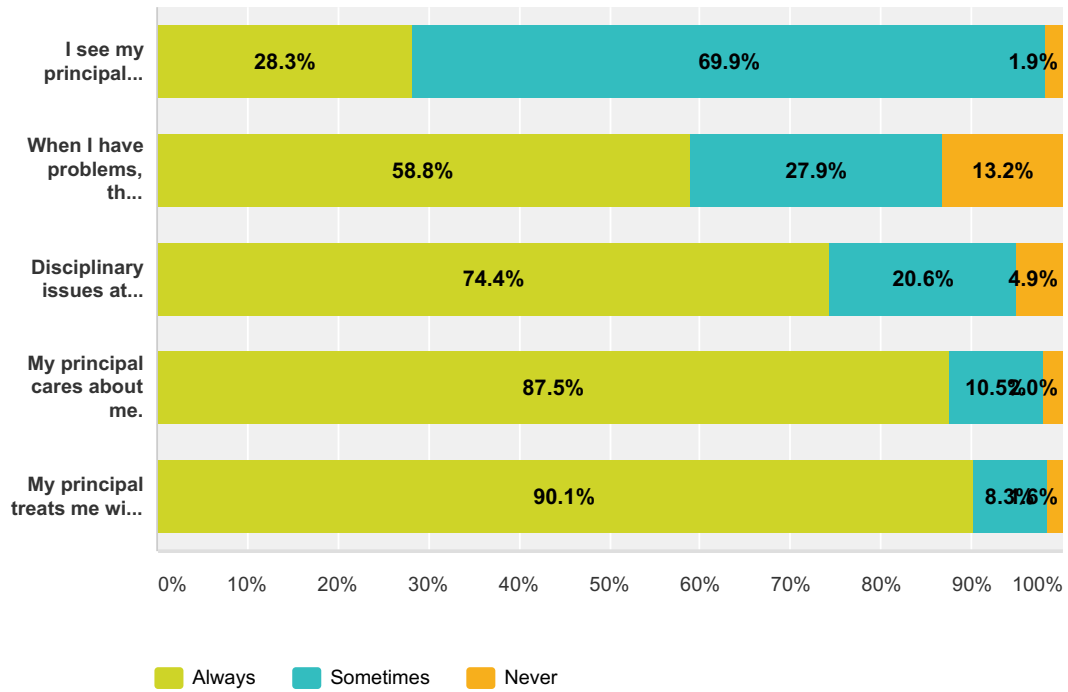
Answered: 2,005 Skipped: 94



	Always	Sometimes	Never	Total
My teacher knows how to teach so I can learn.	84.5% 1,693.0	15.1% 302.0	0.4% 8.0	2,003
My teacher has high expectations for me.	77.0% 1,540.0	22.0% 439.0	1.0% 20.0	1,999
My teacher tells me what I am expected to learn.	69.8% 1,395.0	28.4% 569.0	1.8% 36.0	2,000
My teacher helps me when I don't understand something.	70.4% 1,407.0	27.8% 556.0	1.8% 36.0	1,999
My teacher uses technology to help me learn.	31.4% 627.0	61.8% 1,236.0	6.9% 137.0	2,000
My teacher tells me how I can improve my learning.	56.2% 1,122.0	37.8% 755.0	6.0% 119.0	1,996
My teacher cares about me.	89.2% 1,775.0	9.3% 184.0	1.5% 30.0	1,989
My teacher treats me with respect.	85.7% 1,706.0	12.4% 246.0	2.0% 39.0	1,991

### Q5 Please answer the following questions about your principal.

Answered: 2,000 Skipped: 99

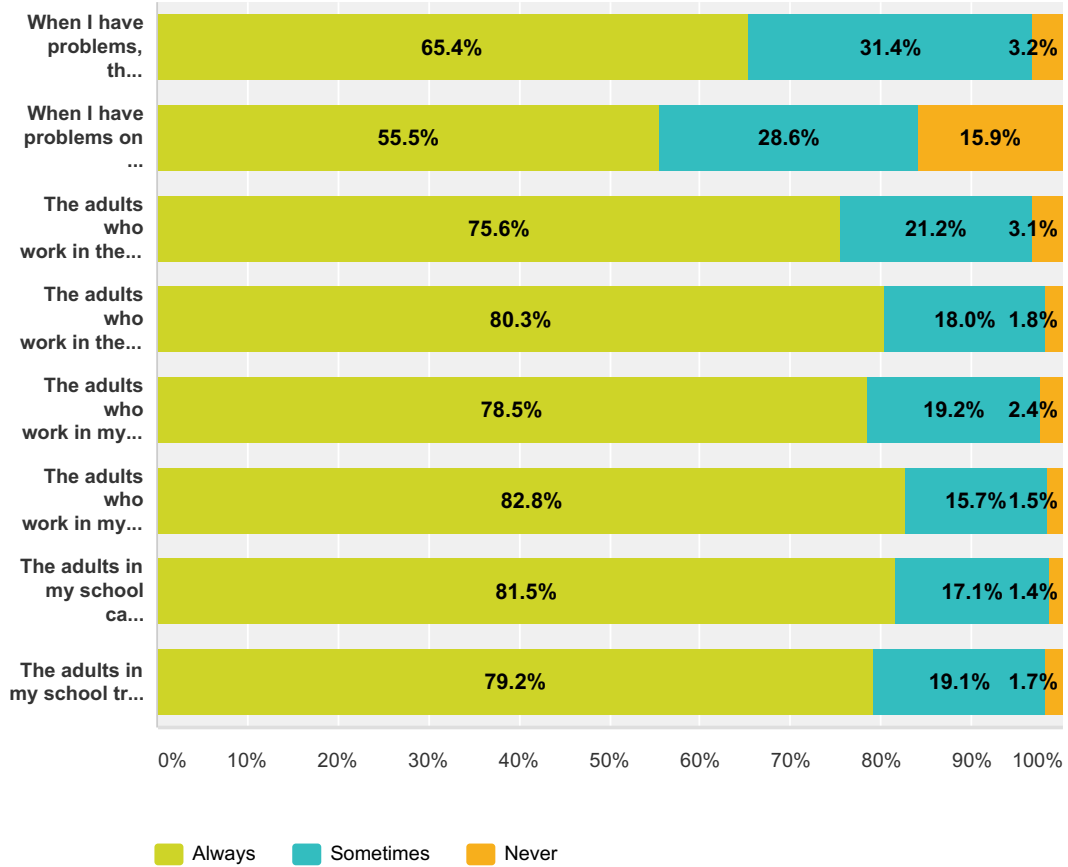


	Always	Sometimes	Never	Total
I see my principal around school.	28.3% 565.0	69.9% 1,395.0	1.9% 37.0	1,997
When I have problems, the principal listens and helps me.	58.8% 1,159.0	27.9% 550.0	13.2% 261.0	1,970
Disciplinary issues at school are handled appropriately.	74.4% 1,479.0	20.6% 410.0	4.9% 98.0	1,987
My principal cares about me.	87.5% 1,747.0	10.5% 209.0	2.0% 40.0	1,996
My principal treats me with respect.	90.1% 1,791.0	8.3% 165.0	1.6% 31.0	1,987

2015 Elementary Student Satisfaction Survey

**Q6 Please answer the following questions about the adults in your school.**

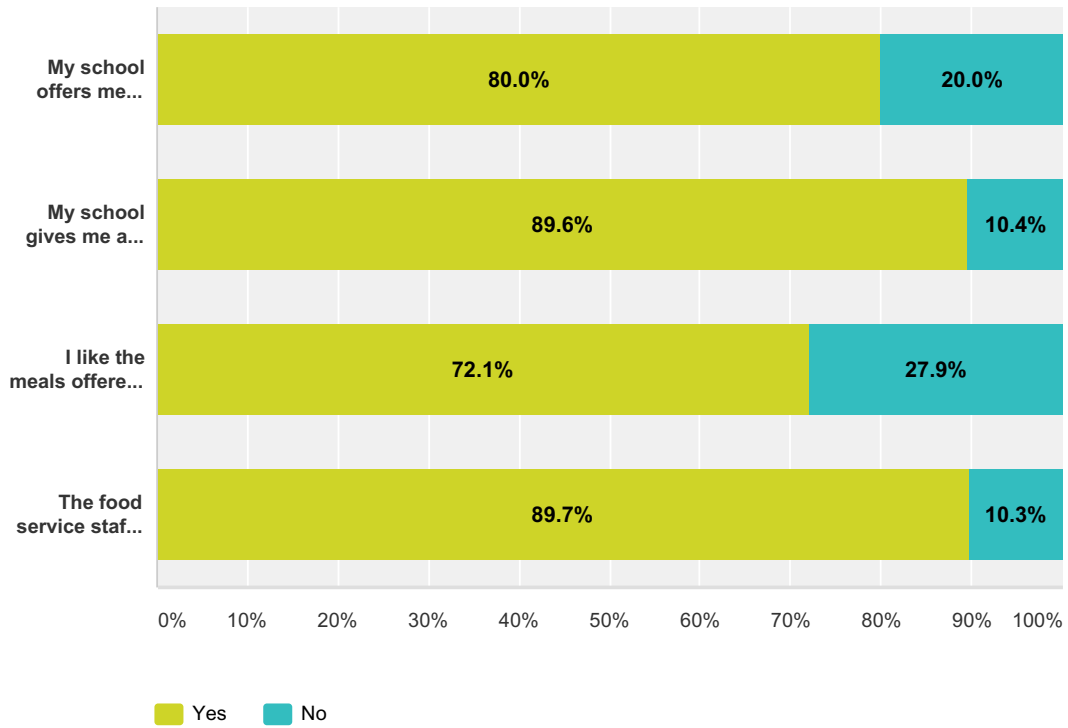
Answered: 1,992 Skipped: 107



	Always	Sometimes	Never	Total
When I have problems, the adults at school listen and help me.	65.4% 1,299.0	31.4% 624.0	3.2% 63.0	1,986
When I have problems on the school bus or van, my driver listens and helps me.	55.5% 1,039.0	28.6% 536.0	15.9% 297.0	1,872
The adults who work in the school office make me feel welcome.	75.6% 1,499.0	21.2% 421.0	3.1% 62.0	1,982
The adults who work in the school office are helpful.	80.3% 1,592.0	18.0% 356.0	1.8% 35.0	1,983
The adults who work in my school's health office make me feel welcome.	78.5% 1,552.0	19.2% 379.0	2.4% 47.0	1,978
The adults who work in my school's health office are helpful.	82.8% 1,641.0	15.7% 312.0	1.5% 30.0	1,983
The adults in my school care about me.	81.5% 1,606.0	17.1% 337.0	1.4% 27.0	1,970
The adults in my school treat me with respect.	79.2% 1,572.0	19.1% 378.0	1.7% 34.0	1,984

**Q7 Please answer the following questions about your school's meals.**

Answered: 1,982 Skipped: 117

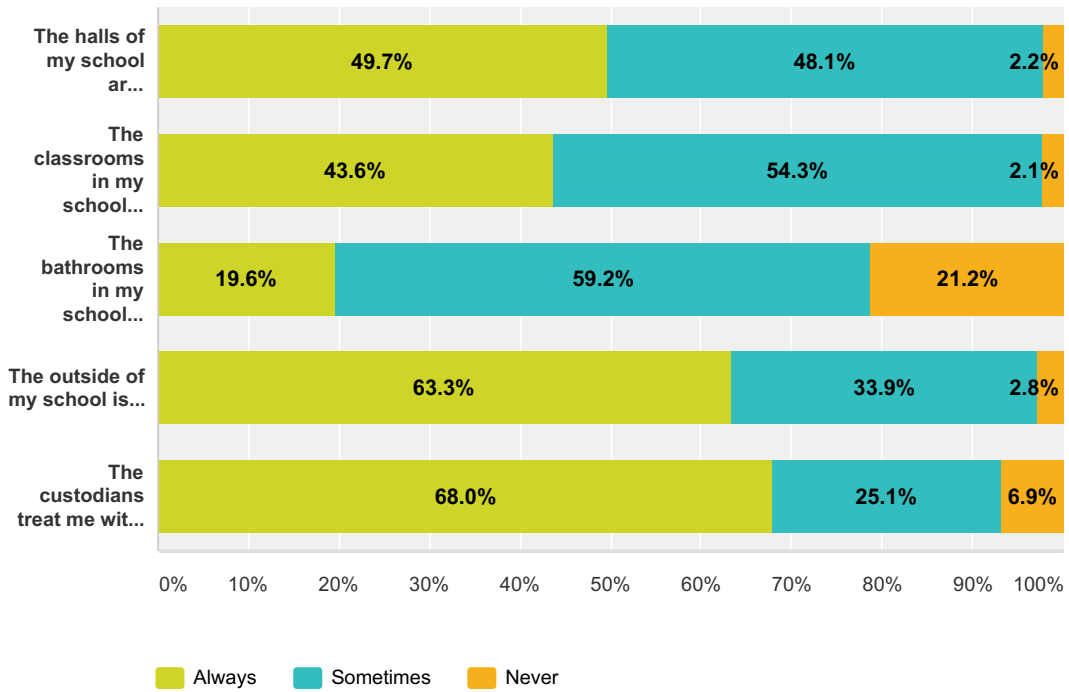


	Yes	No	Total
My school offers me healthy meals.	80.0% 1,408.0	20.0% 352.0	1,760
My school gives me a choice of lunch options.	89.6% 1,606.0	10.4% 186.0	1,792
I like the meals offered at school.	72.1% 1,272.0	27.9% 492.0	1,764
The food service staff treats me kindly.	89.7% 1,632.0	10.3% 187.0	1,819

2015 Elementary Student Satisfaction Survey

**Q8 Please answer the following questions about your school.**

Answered: 1,981 Skipped: 118

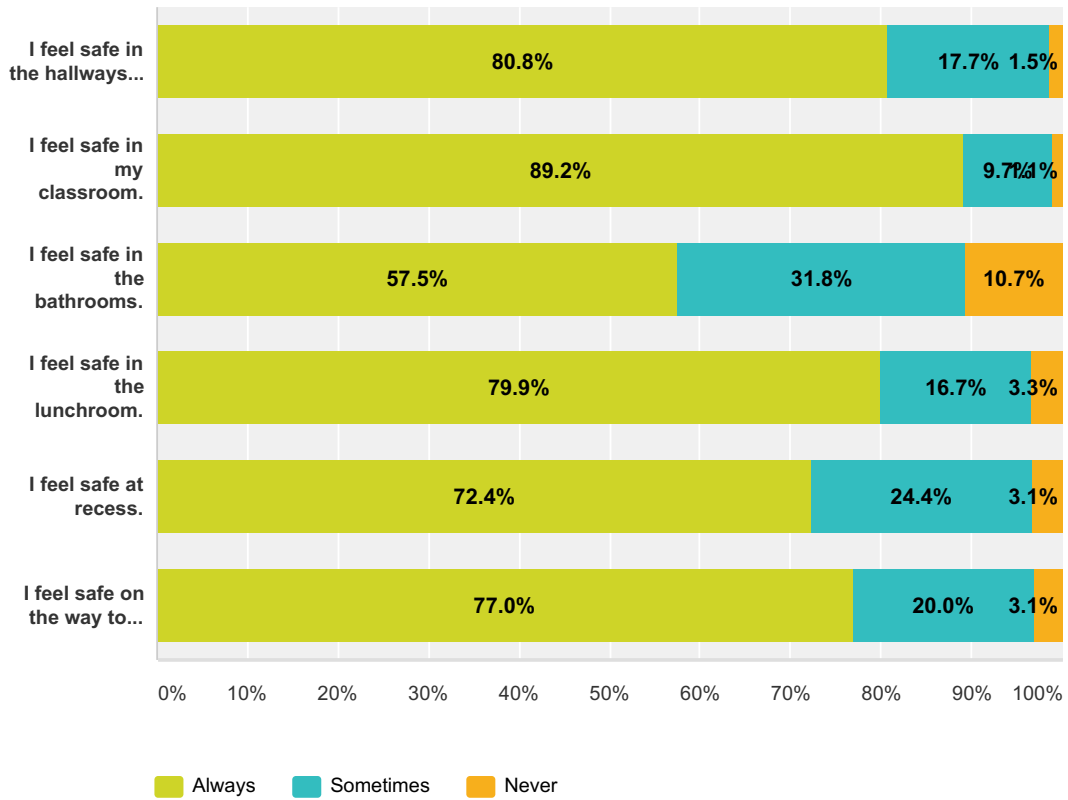


	Always	Sometimes	Never	Total
The halls of my school are neat and clean.	49.7% 982.0	48.1% 951.0	2.2% 44.0	1,977
The classrooms in my school are neat and clean.	43.6% 860.0	54.3% 1,070.0	2.1% 42.0	1,972
The bathrooms in my school are neat and clean.	19.6% 387.0	59.2% 1,169.0	21.2% 418.0	1,974
The outside of my school is neat and clean.	63.3% 1,251.0	33.9% 669.0	2.8% 56.0	1,976
The custodians treat me with respect.	68.0% 1,340.0	25.1% 495.0	6.9% 135.0	1,970



**Q9 Please answer the following questions about your school.**

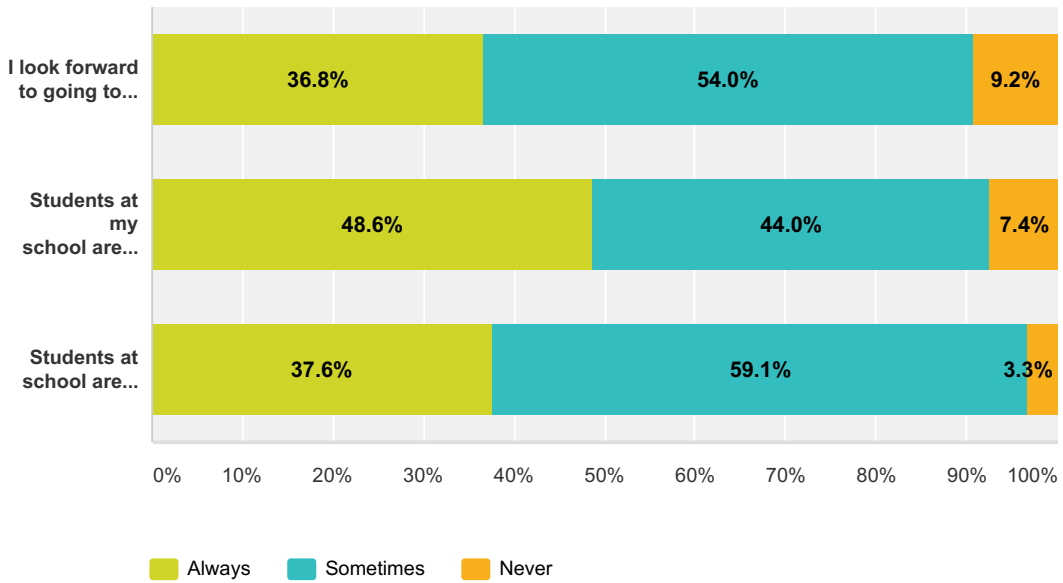
Answered: 1,957 Skipped: 142



	Always	Sometimes	Never	Total
I feel safe in the hallways at school.	80.8% 1,578.0	17.7% 346.0	1.5% 29.0	1,953
I feel safe in my classroom.	89.2% 1,743.0	9.7% 190.0	1.1% 21.0	1,954
I feel safe in the bathrooms.	57.5% 1,123.0	31.8% 620.0	10.7% 209.0	1,952
I feel safe in the lunchroom.	79.9% 1,559.0	16.7% 326.0	3.3% 65.0	1,950
I feel safe at recess.	72.4% 1,408.0	24.4% 475.0	3.1% 61.0	1,944
I feel safe on the way to school or on the way home.	77.0% 1,503.0	20.0% 390.0	3.1% 60.0	1,953

**Q10 Please answer the following questions about your school's climate.**

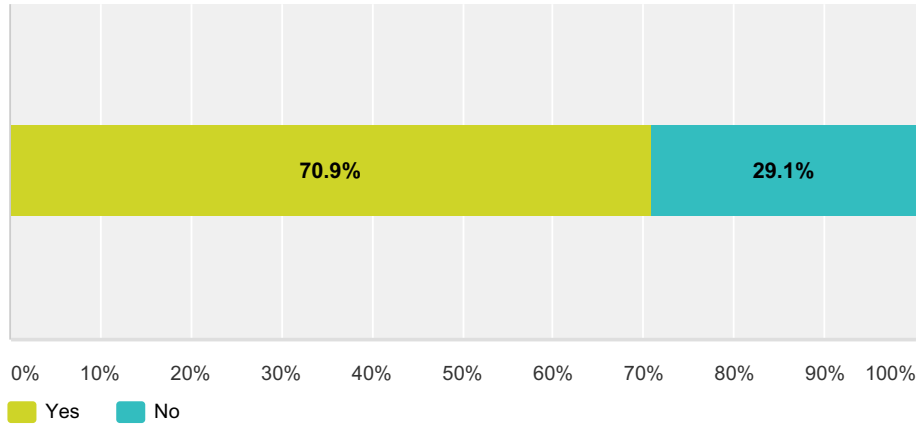
Answered: 1,961 Skipped: 138



	Always	Sometimes	Never	Total
I look forward to going to school.	36.8% 719.0	54.0% 1,057.0	9.2% 180.0	1,956
Students at my school are celebrated for the good things they do.	48.6% 951.0	44.0% 861.0	7.4% 144.0	1,956
Students at school are respectful.	37.6% 732.0	59.1% 1,151.0	3.3% 64.0	1,947

**Q11 I know my school's mission and vision statements.**

Answered: 1,927 Skipped: 172



Answer Choices	Responses	
Yes	70.9%	1,366.0
No	29.1%	561.0
<b>Total</b>		<b>1,927</b>

**Q12 What do you like most about your school?**

Answered: 1,731 Skipped: 368

**Q13 Please share suggestions for improvement at your school.**

Answered: 1,479 Skipped: 620