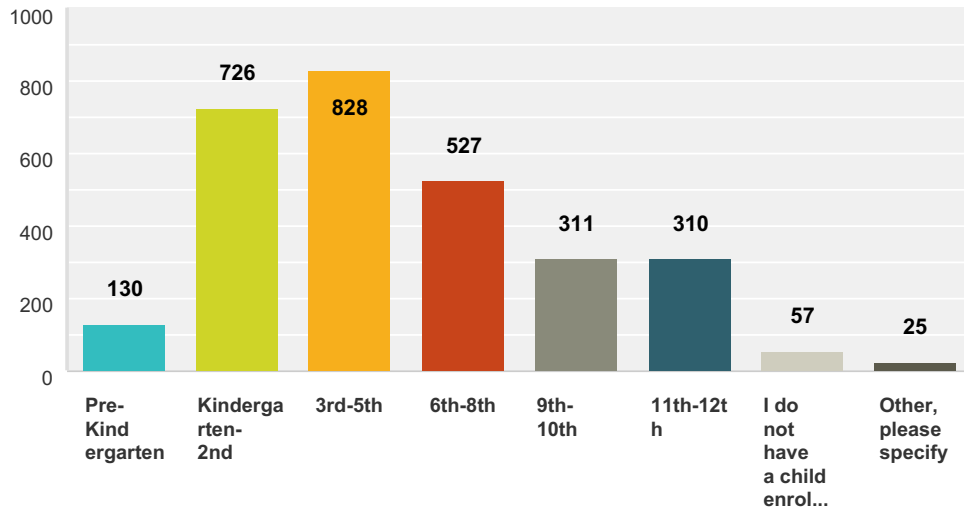


2015 ISD 194 Parent Satisfaction Survey

Q1 My child is in:

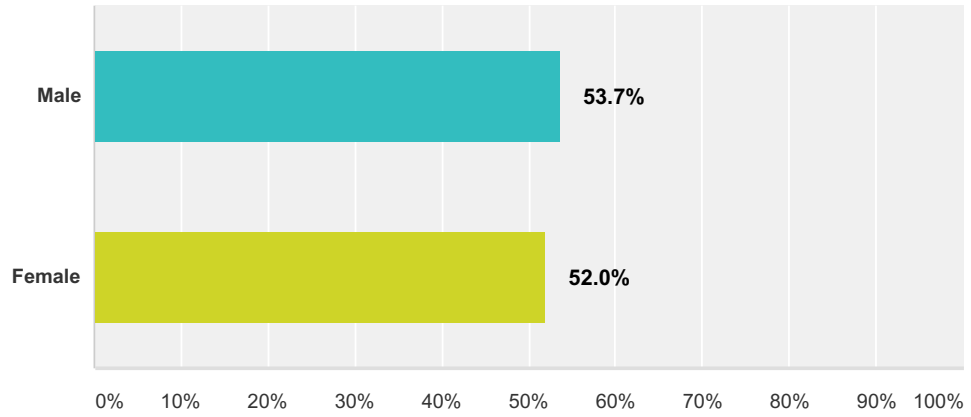
Answered: 2,646 Skipped: 11



Answer Choices	Responses	Count
Pre-Kindergarten	4.9%	130
Kindergarten- 2nd	27.4%	726
3rd-5th	31.3%	828
6th-8th	19.9%	527
9th-10th	11.8%	311
11th-12th	11.7%	310
I do not have a child enrolled in Lakeville Area Public Schools.	2.2%	57
Other, please specify	0.9%	25
Total Respondents: 2,646		

Q2 My child is:

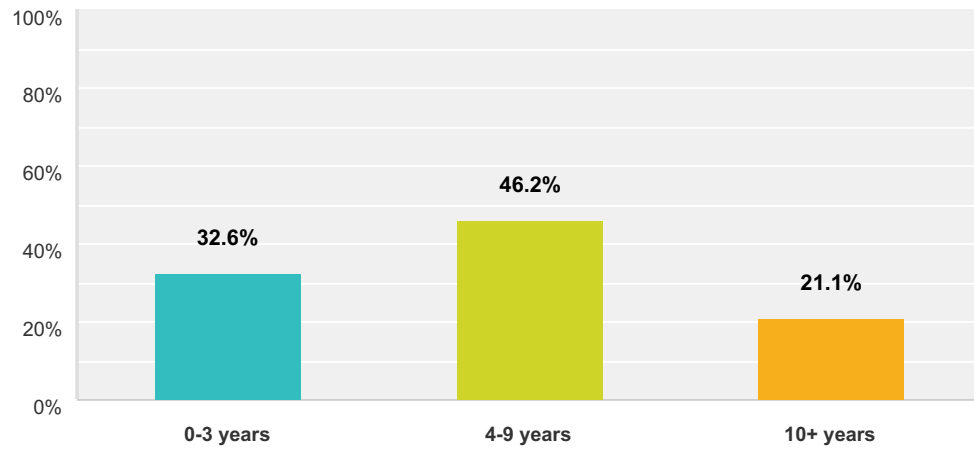
Answered: 2,470 Skipped: 187



Answer Choices	Responses
Male	53.7% 1,326
Female	52.0% 1,285
Total Respondents: 2,470	

Q3 My child has attended the Lakeville Area Public Schools for:

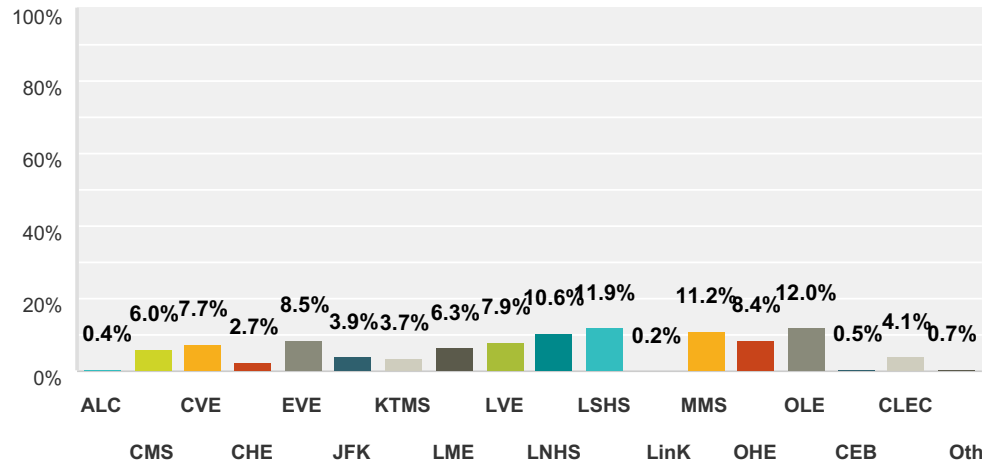
Answered: 2,487 Skipped: 170



2015 ISD 194 Parent Satisfaction Survey

Q4 My child attends:

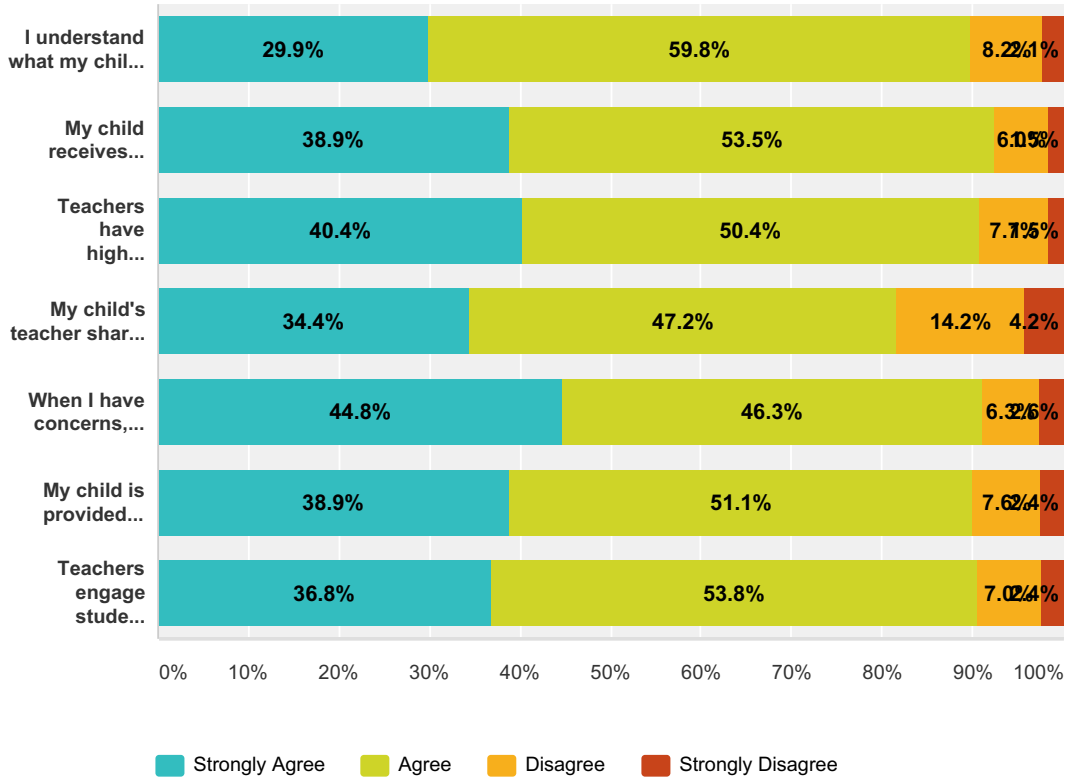
Answered: 2,508 Skipped: 149



Answer Choices	Responses
ALC	0.4% 9
CMS	6.0% 151
CVE	7.7% 192
CHE	2.7% 67
EVE	8.5% 212
JFK	3.9% 97
KTMS	3.7% 92
LME	6.3% 157
LVE	7.9% 199
LNHS	10.6% 265
LSHS	11.9% 299
LinK12	0.2% 5
MMS	11.2% 282
OHE	8.4% 211
OLE	12.0% 300
CEB	0.5% 12
CLEC	4.1% 103
Other	0.7% 18
Total Respondents: 2,508	

Q5 Please rate your level of satisfaction with each of the following:

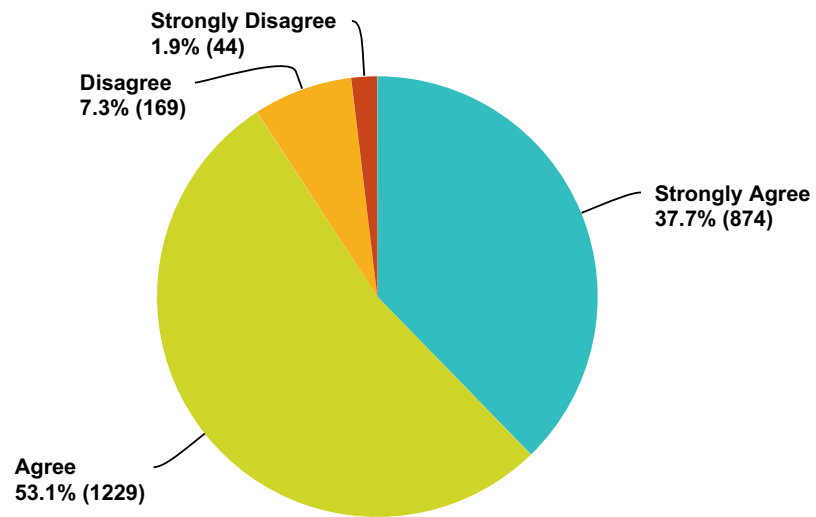
Answered: 2,327 Skipped: 330



	Strongly Agree	Agree	Disagree	Strongly Disagree	Total
I understand what my child is expected to learn.	29.9% 688	59.8% 1,376	8.2% 188	2.1% 49	2,301
My child receives quality instruction.	38.9% 895	53.5% 1,231	6.0% 139	1.5% 35	2,300
Teachers have high expectations for my child.	40.4% 917	50.4% 1,145	7.7% 174	1.5% 35	2,271
My child's teacher shares timely information with me about my child's learning.	34.4% 787	47.2% 1,080	14.2% 324	4.2% 96	2,287
When I have concerns, teachers listen and follow through in a timely manner.	44.8% 980	46.3% 1,014	6.3% 137	2.6% 58	2,189
My child is provided assistance when needed.	38.9% 854	51.1% 1,124	7.6% 168	2.4% 52	2,198
Teachers engage students in learning through the use of technology.	36.8% 793	53.8% 1,158	7.0% 150	2.4% 51	2,152

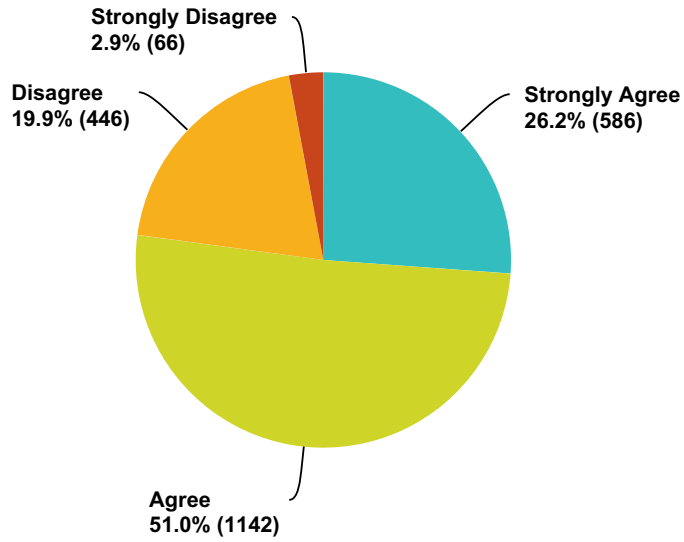
Q6 Overall, I am satisfied with my child's classroom experiences.

Answered: 2,316 Skipped: 341



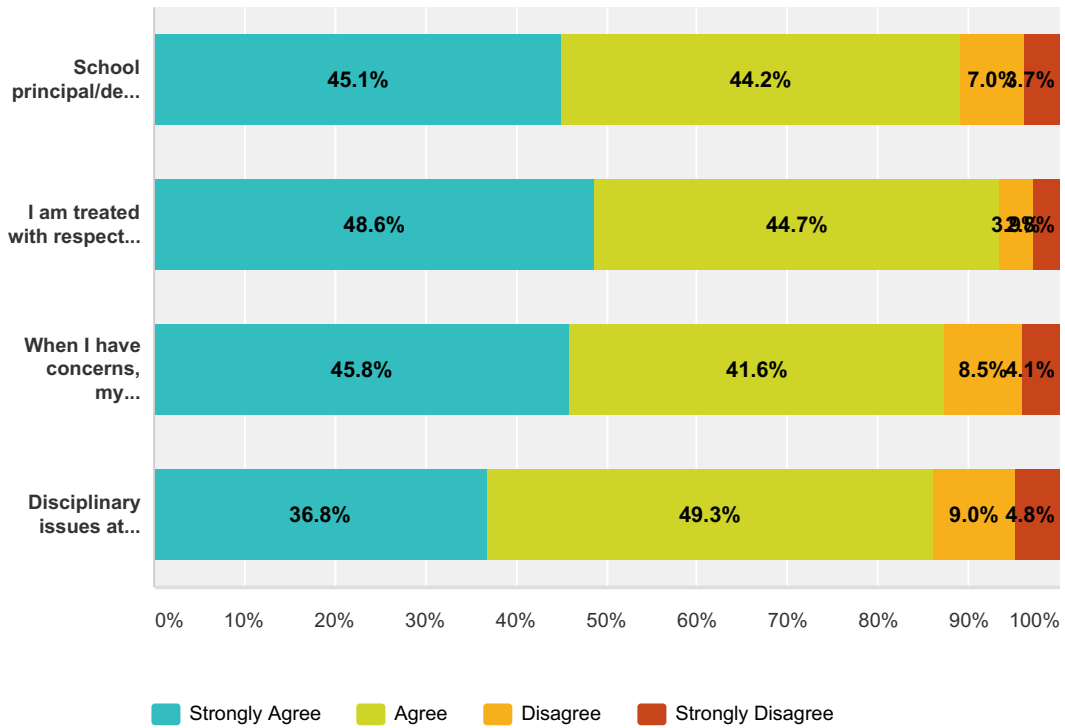
Q7 ISD194 offers higher quality instruction than neighboring districts.

Answered: 2,240 Skipped: 417



Q8 Please rate your level of satisfaction with each of the following:

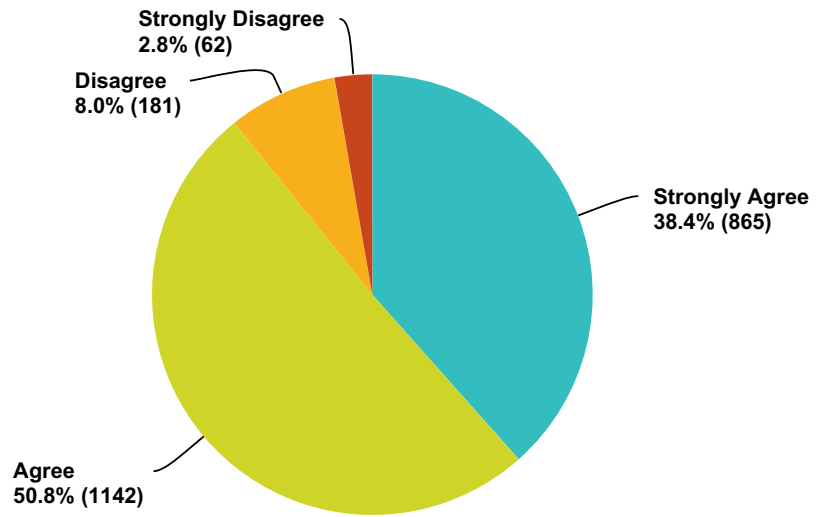
Answered: 2,284 Skipped: 373



	Strongly Agree	Agree	Disagree	Strongly Disagree	Total
School principal/dean/program leader is visible and accessible.	45.1% 966	44.2% 946	7.0% 150	3.7% 80	2,142
I am treated with respect by the school principal/dean/program leader.	48.6% 993	44.7% 912	3.9% 80	2.8% 57	2,042
When I have concerns, my child's principal/dean/program leader listens and follows through.	45.8% 802	41.6% 728	8.5% 149	4.1% 71	1,750
Disciplinary issues at school are handled appropriately.	36.8% 562	49.3% 753	9.0% 137	4.8% 74	1,526

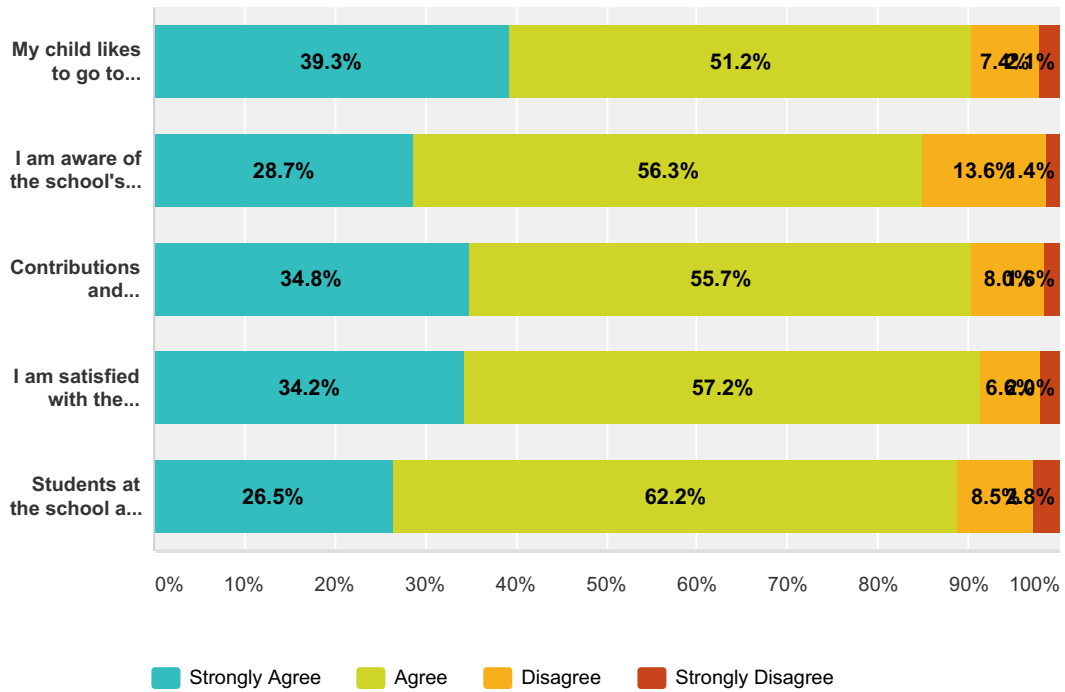
Q9 Overall, I am satisfied with my child's school's leadership.

Answered: 2,250 Skipped: 407



Q10 Please rate your level of satisfaction with each of the following:

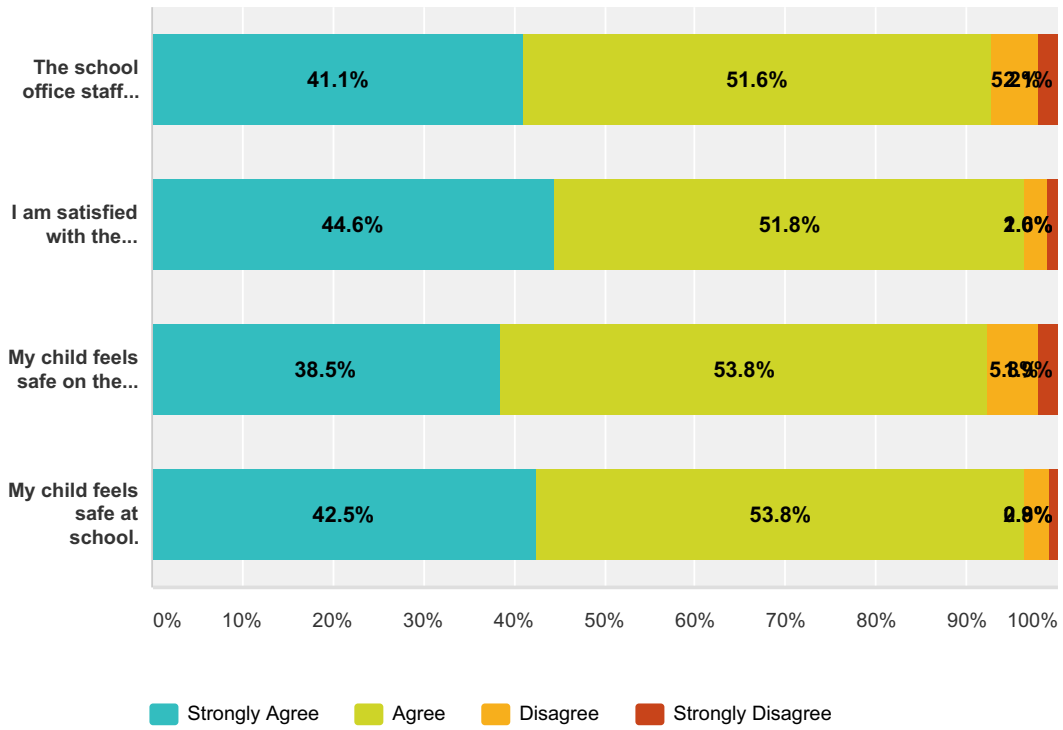
Answered: 2,254 Skipped: 403



	Strongly Agree	Agree	Disagree	Strongly Disagree	Total
My child likes to go to school.	39.3% 881	51.2% 1,147	7.4% 166	2.1% 48	2,242
I am aware of the school's mission and vision statements.	28.7% 609	56.3% 1,195	13.6% 289	1.4% 30	2,123
Contributions and accomplishments of students are celebrated.	34.8% 732	55.7% 1,172	8.0% 168	1.6% 33	2,105
I am satisfied with the opportunities for family involvement.	34.2% 743	57.2% 1,244	6.6% 143	2.0% 43	2,173
Students at the school are respectful.	26.5% 562	62.2% 1,316	8.5% 179	2.8% 60	2,117

Q11 Please rate your level of satisfaction with each of the following:

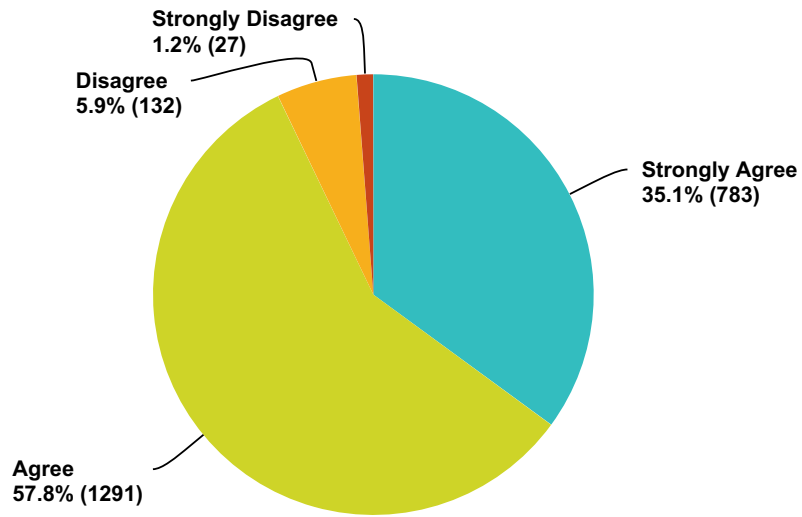
Answered: 2,253 Skipped: 404



	Strongly Agree	Agree	Disagree	Strongly Disagree	Total
The school office staff provides a helpful and welcoming environment.	41.1% 890	51.6% 1,118	5.2% 112	2.1% 45	2,165
I am satisfied with the services provided by the school health staff (nurse and assistant).	44.6% 896	51.8% 1,041	2.6% 53	1.0% 20	2,010
My child feels safe on the school bus or school van.	38.5% 595	53.8% 830	5.8% 89	1.9% 30	1,544
My child feels safe at school.	42.5% 941	53.8% 1,193	2.9% 65	0.8% 17	2,216

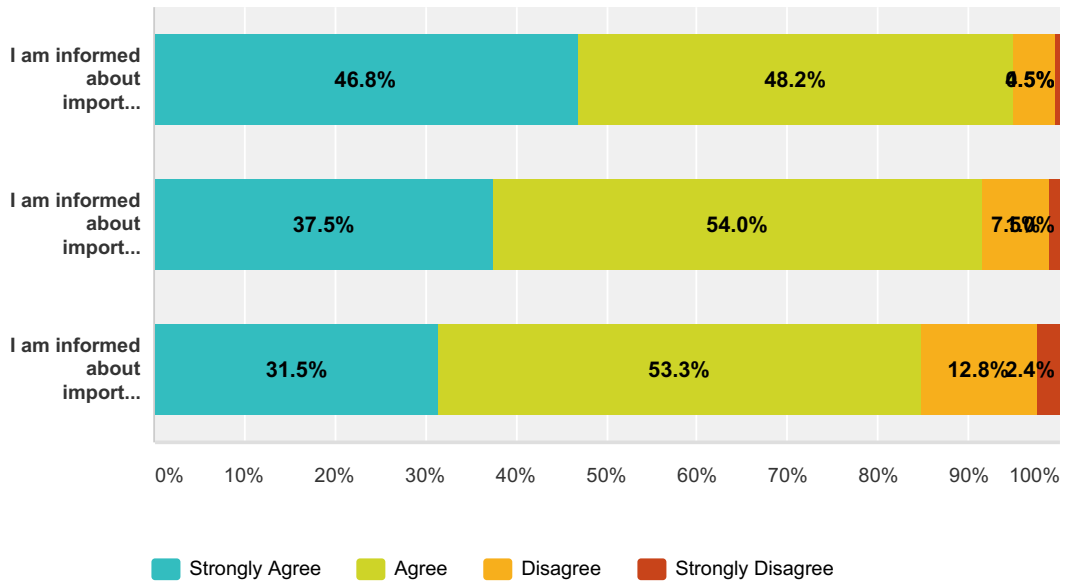
Q12 Overall, I am pleased with my child's experiences at school.

Answered: 2,233 Skipped: 424



Q13 Please rate your level of satisfaction with each of the following:

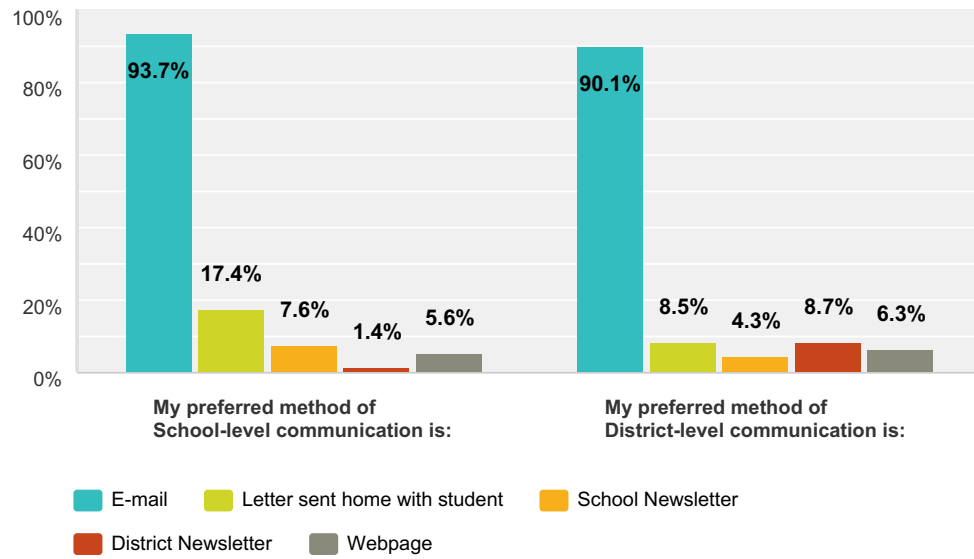
Answered: 2,224 Skipped: 433



	Strongly Agree	Agree	Disagree	Strongly Disagree	Total
I am informed about important dates, activities, and events at school.	46.8% 1,038	48.2% 1,069	4.5% 100	0.5% 10	2,217
I am informed about important District-level dates, activities, and events.	37.5% 821	54.0% 1,182	7.5% 163	1.0% 21	2,187
I am informed about important dates, activities, and events associated with the Board of Education.	31.5% 671	53.3% 1,135	12.8% 273	2.4% 51	2,130

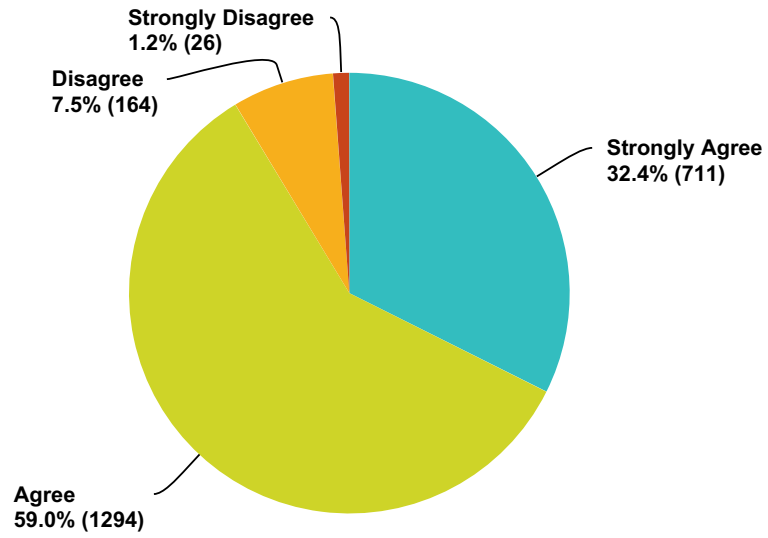
Q14 Please indicate your preferred methods of communication.

Answered: 2,220 Skipped: 437



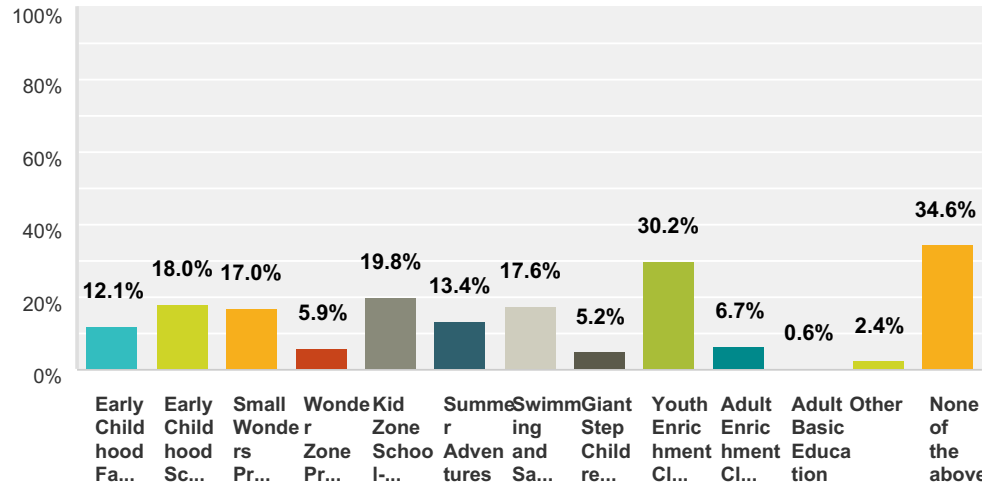
Q15 Overall, I am satisfied with communication from Lakeville Area Public Schools.

Answered: 2,195 Skipped: 462



Q16 Which Community Education programs have you, or members of your household, participated in during the past two years? (Mark all that apply)

Answered: 2,120 Skipped: 537



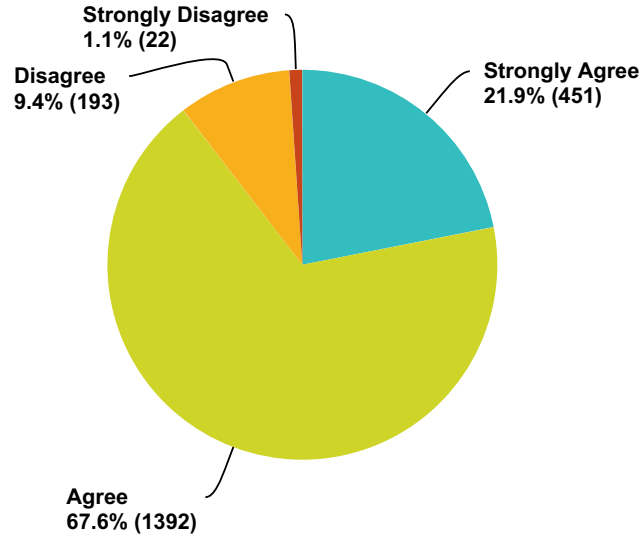
Answer Choices	Responses
Early Childhood Family Education	12.1% 256
Early Childhood Screening	18.0% 382
Small Wonders Preschool	17.0% 360
Wonder Zone Preschool Child Care	5.9% 126
Kid Zone School-Age Child Care	19.8% 420
Summer Adventures	13.4% 285
Swimming and Safety Classes	17.6% 373
Giant Step Children's Theatre	5.2% 110
Youth Enrichment Classes	30.2% 641
Adult Enrichment Classes	6.7% 141
Adult Basic Education	0.6% 12
Other	2.4% 50
None of the above	34.6% 734
Total Respondents: 2,120	

Q17 What limits or prevents you, or members of your household, from participating in Community Education programs?

Answered: 1,018 Skipped: 1,639

Q18 Community Education offers innovative and engaging activities, programs and services for me or my child.

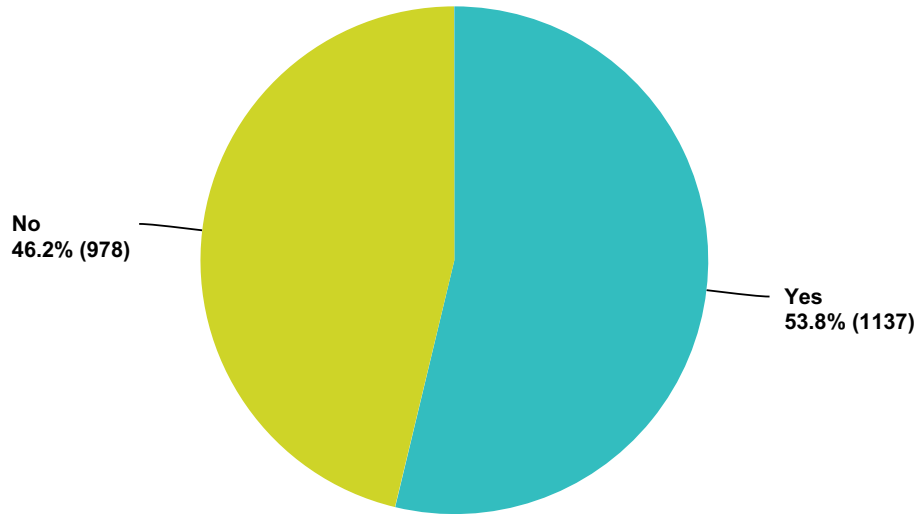
Answered: 2,058 Skipped: 599



	Strongly Agree	Agree	Disagree	Strongly Disagree	Total	Weighted Average
(no label)	21.9% 451	67.6% 1,392	9.4% 193	1.1% 22	2,058	3.10

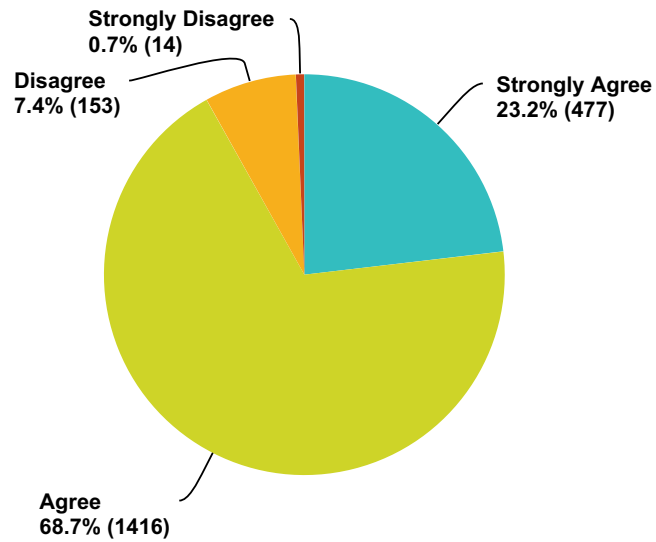
Q19 The Community Education Department schedules school facilities for use by non-school groups. During the past two years, have you, or members of your household, attended an event at a school beyond the school day?

Answered: 2,115 Skipped: 542



Q20 Overall, I am satisfied with Community Education.

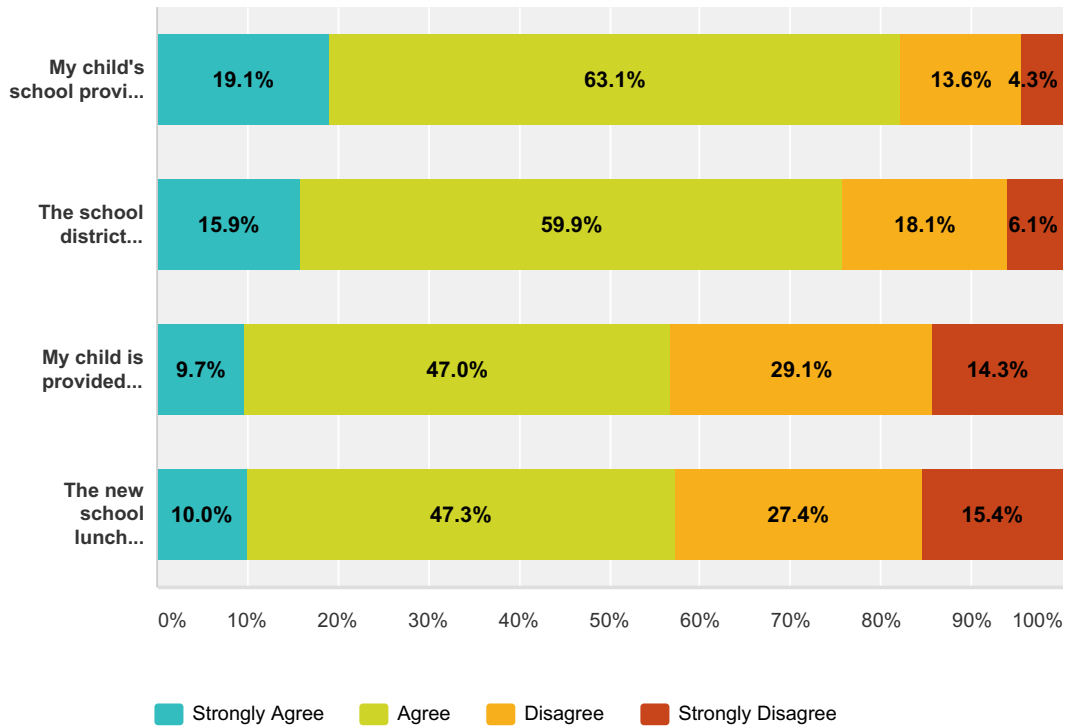
Answered: 2,060 Skipped: 597



Answer Choices	Responses	
Strongly Agree	23.2%	477
Agree	68.7%	1,416
Disagree	7.4%	153
Strongly Disagree	0.7%	14
Total		2,060

Q21 Please rate your level of satisfaction with each of the following:

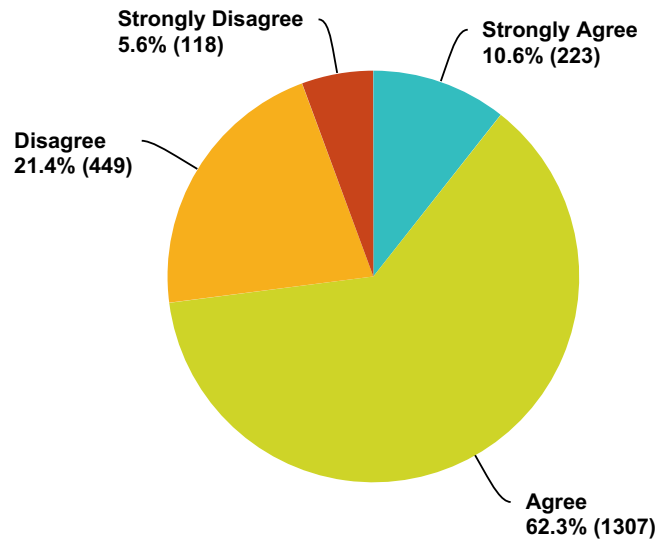
Answered: 2,176 Skipped: 481



	Strongly Agree	Agree	Disagree	Strongly Disagree	Total
My child's school provides a variety of meal choices.	19.1% 378	63.1% 1,251	13.6% 269	4.3% 86	1,984
The school district provides healthy meal choices.	15.9% 315	59.9% 1,188	18.1% 359	6.1% 121	1,983
My child is provided adequate time to eat lunch.	9.7% 200	47.0% 972	29.1% 602	14.3% 296	2,070
The new school lunch regulations have had a positive impact on the value of my child's meals.	10.0% 183	47.3% 868	27.4% 502	15.4% 282	1,835

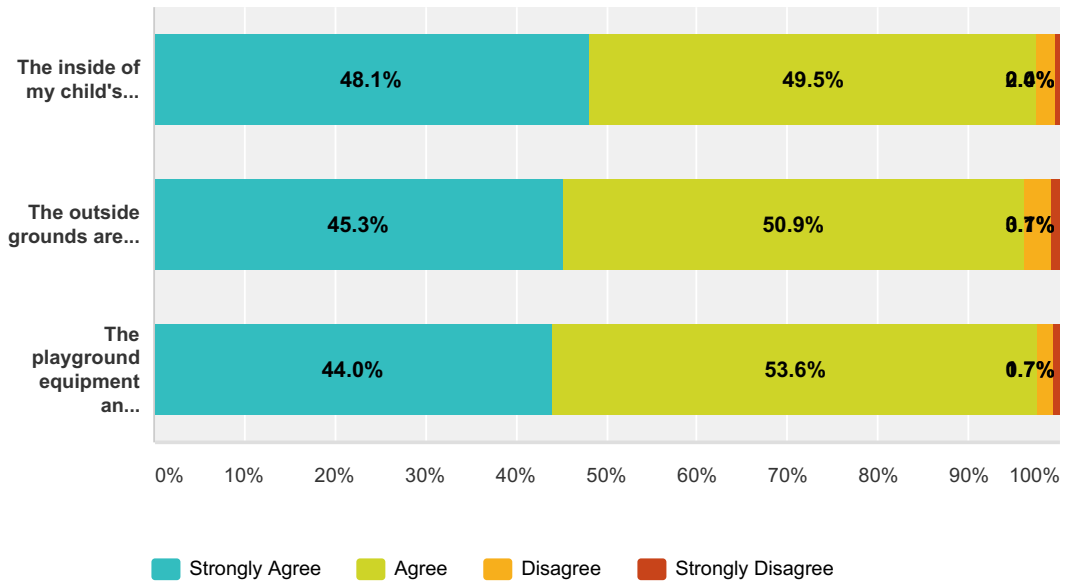
Q22 Overall, I am satisfied with the Student Nutrition (Food Service).

Answered: 2,097 Skipped: 560



Q23 Please rate your level of satisfaction with each of the following:

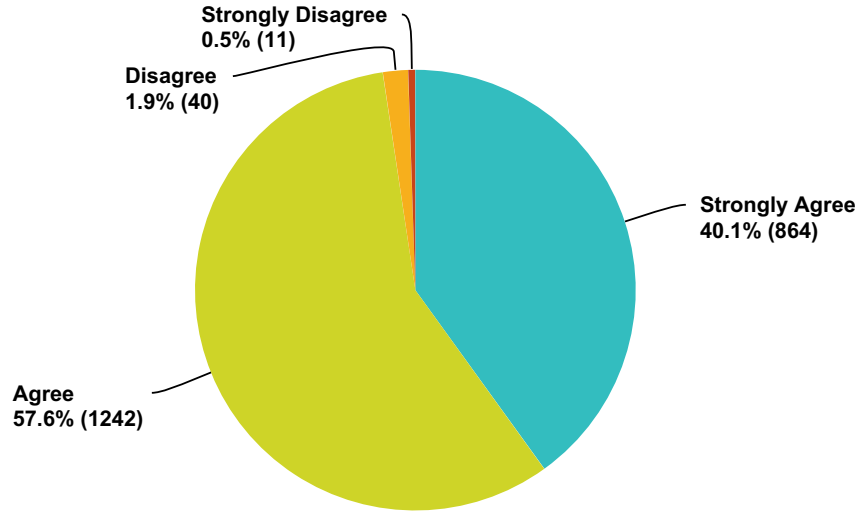
Answered: 2,186 Skipped: 471



	Strongly Agree	Agree	Disagree	Strongly Disagree	Total
The inside of my child's school is clean and well maintained.	48.1% 1,044	49.5% 1,075	2.0% 43	0.4% 9	2,171
The outside grounds are clean and well maintained.	45.3% 984	50.9% 1,105	3.1% 68	0.7% 16	2,173
The playground equipment and surrounding area at my child's school are safe.	44.0% 793	53.6% 966	1.7% 31	0.7% 12	1,802

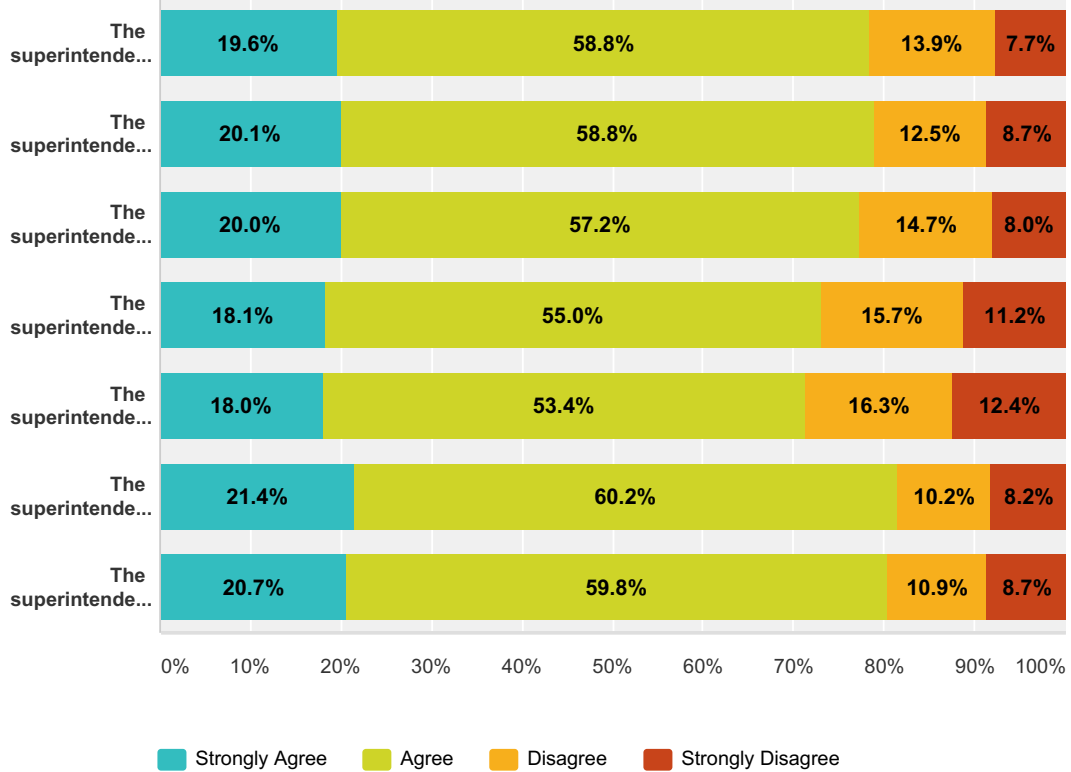
Q24 Overall, I am satisfied with the Custodial, Buildings, and Grounds Services.

Answered: 2,157 Skipped: 500



Q25 Please rate your level of satisfaction with each of the following:

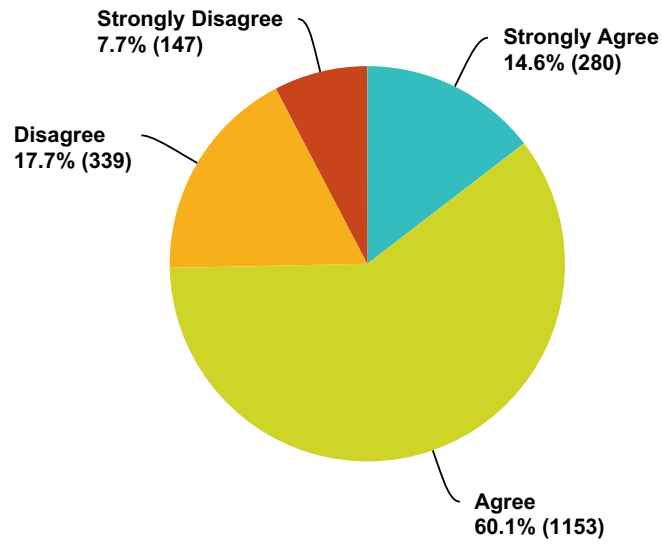
Answered: 2,062 Skipped: 595



	Strongly Agree	Agree	Disagree	Strongly Disagree	Total
The superintendent communicates a clear vision of excellence and continuous improvement consistent with the goals of the school district.	19.6% 327	58.8% 980	13.9% 231	7.7% 128	1,666
The superintendent demonstrates effective organizational skills to achieve school, community, and district goals.	20.1% 311	58.8% 910	12.5% 193	8.7% 134	1,548
The superintendent establishes and maintains effective channels of communication.	20.0% 328	57.2% 936	14.7% 241	8.0% 131	1,636
The superintendent works collaboratively with staff, families, and community members to promote and support the mission and goals of the district.	18.1% 269	55.0% 815	15.7% 233	11.2% 166	1,483
The superintendent creates an atmosphere of trust and mutual respect with staff and community.	18.0% 263	53.4% 781	16.3% 238	12.4% 181	1,463
The superintendent models professional, moral, and ethical standards as well as personal integrity in all interactions.	21.4% 307	60.2% 864	10.2% 147	8.2% 118	1,436
The superintendent provides service to the profession, the district, and the community.	20.7% 302	59.8% 874	10.9% 159	8.7% 127	1,462

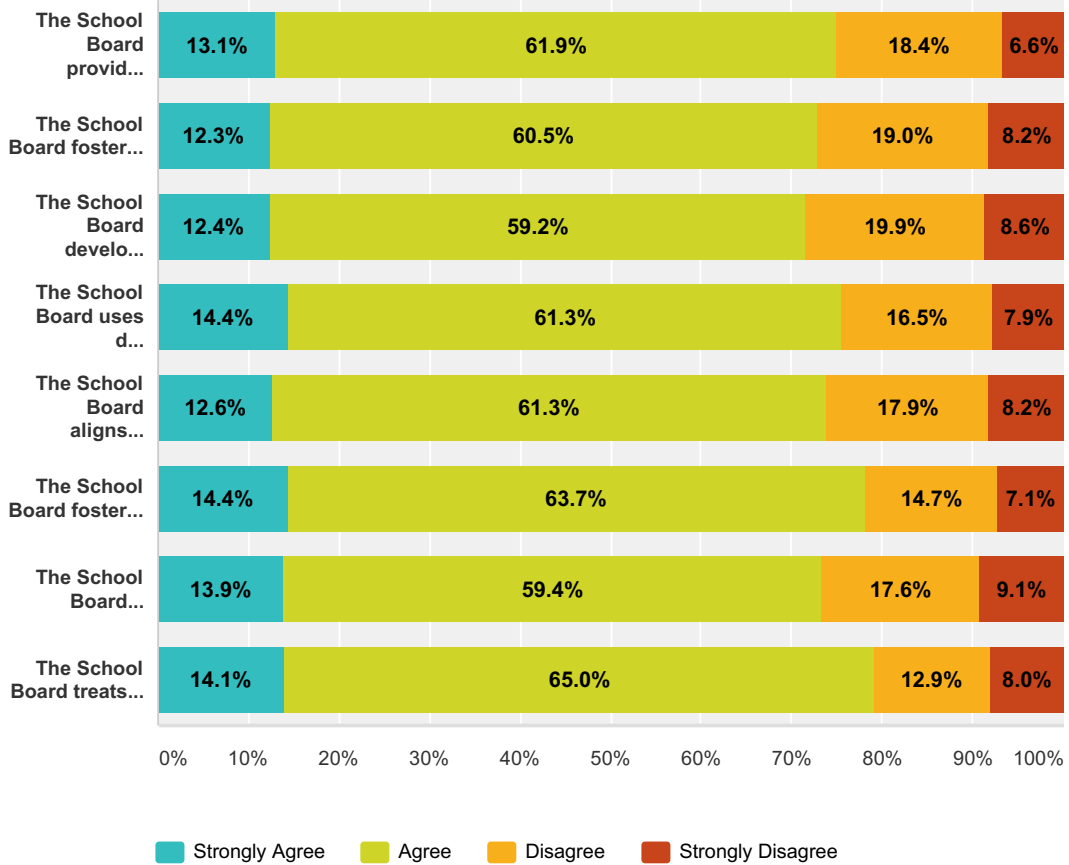
Q26 Overall, I am satisfied with the Superintendent.

Answered: 1,919 Skipped: 738



Q27 Please rate your level of satisfaction with each of the following:

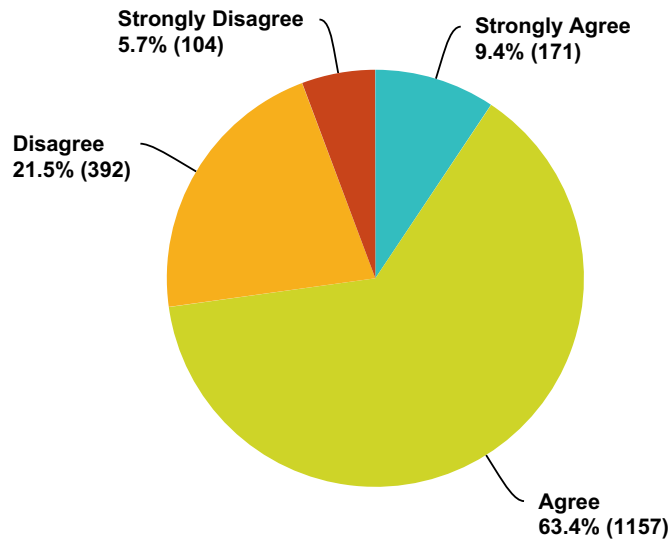
Answered: 2,005 Skipped: 652



	Strongly Agree	Agree	Disagree	Strongly Disagree	Total
The School Board provides the vision and mission necessary to meet the needs of students in our community.	13.1% 199	61.9% 943	18.4% 281	6.6% 101	1,524
The School Board fosters the support necessary for our schools to be successful.	12.3% 186	60.5% 912	19.0% 286	8.2% 123	1,507
The School Board develops policies and initiatives to support high quality programming and a competitive edge.	12.4% 183	59.2% 876	19.9% 294	8.6% 127	1,480
The School Board uses data and research to drive policy and improvement.	14.4% 188	61.3% 802	16.5% 216	7.9% 103	1,309
The School Board aligns the resources of the district to the goals they hope to achieve.	12.6% 176	61.3% 858	17.9% 250	8.2% 115	1,399
The School Board fosters a culture of high expectations for achievement for all students.	14.4% 211	63.7% 931	14.7% 215	7.1% 104	1,461
The School Board encourages community and staff collaboration in the direction of the school district.	13.9% 197	59.4% 845	17.6% 250	9.1% 130	1,422
The School Board treats all stakeholders with respect.	14.1% 180	65.0% 830	12.9% 164	8.0% 102	1,276

Q28 Overall, I am satisfied with the School Board.

Answered: 1,824 Skipped: 833



Q29 Additional Comments

Answered: 373 Skipped: 2,284