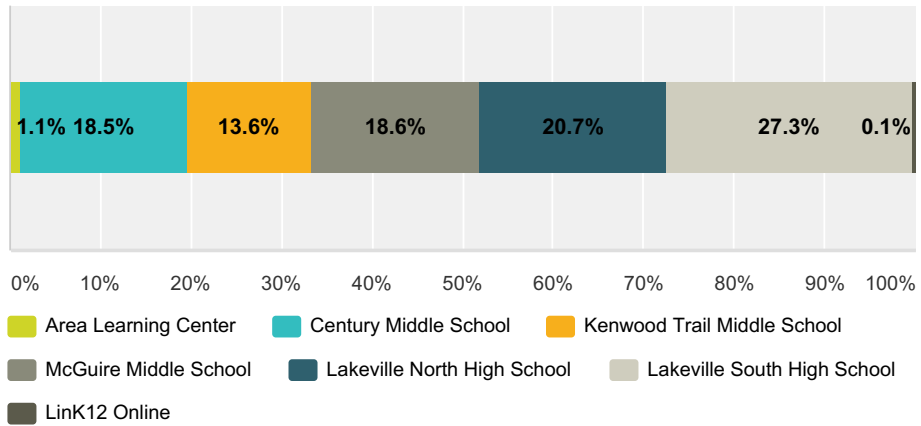


2015 Secondary Student Satisfaction Survey

Q1 My school is:

Answered: 4,737 Skipped: 13

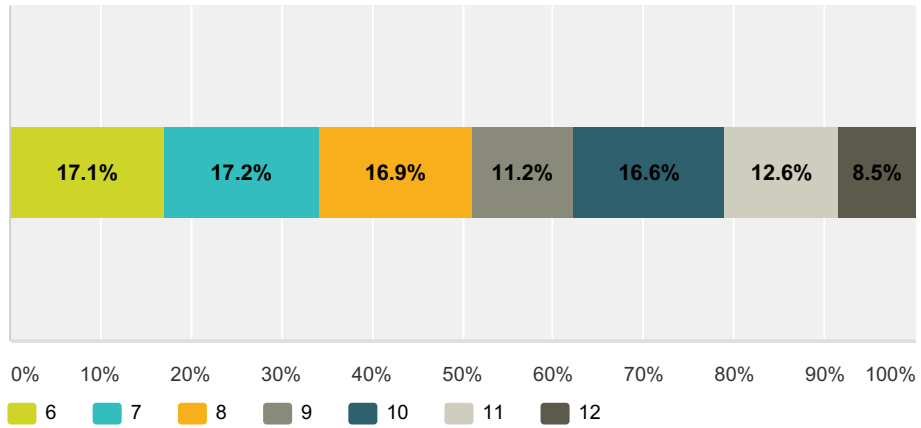


Answer Choices	Responses	
Area Learning Center	1.1%	54
Century Middle School	18.5%	877
Kenwood Trail Middle School	13.6%	644
McGuire Middle School	18.6%	883
Lakeville North High School	20.7%	981
Lakeville South High School	27.3%	1,293
LinK12 Online	0.1%	5
Total		4,737

2015 Secondary Student Satisfaction Survey

Q2 I am in grade:

Answered: 4,732 Skipped: 18

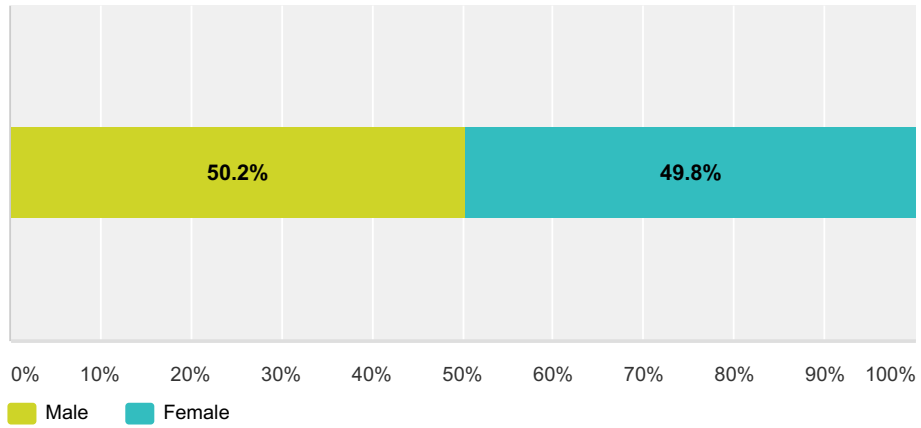


Answer Choices	Responses	Count
6	17.1%	809
7	17.2%	813
8	16.9%	799
9	11.2%	528
10	16.6%	787
11	12.6%	594
12	8.5%	402
Total		4,732

2015 Secondary Student Satisfaction Survey

Q3 I am a:

Answered: 4,659 Skipped: 91

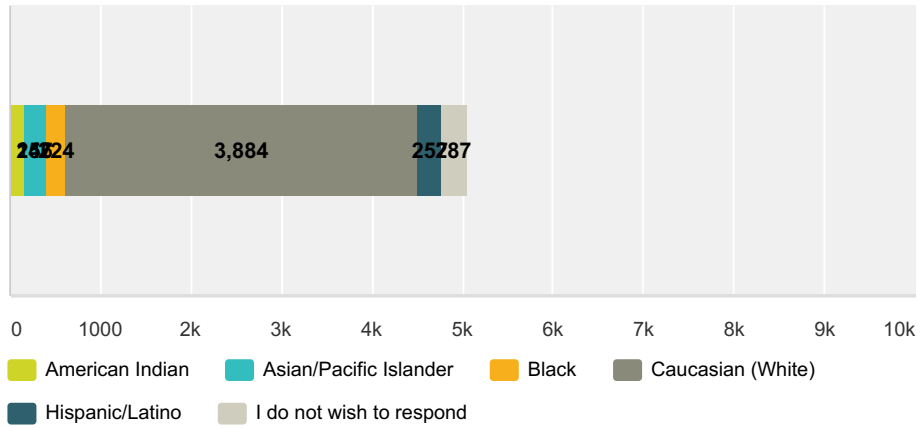


Answer Choices	Responses
Male	50.2% 2,340
Female	49.8% 2,319
Total	4,659

2015 Secondary Student Satisfaction Survey

Q4 I am (Check any that apply):

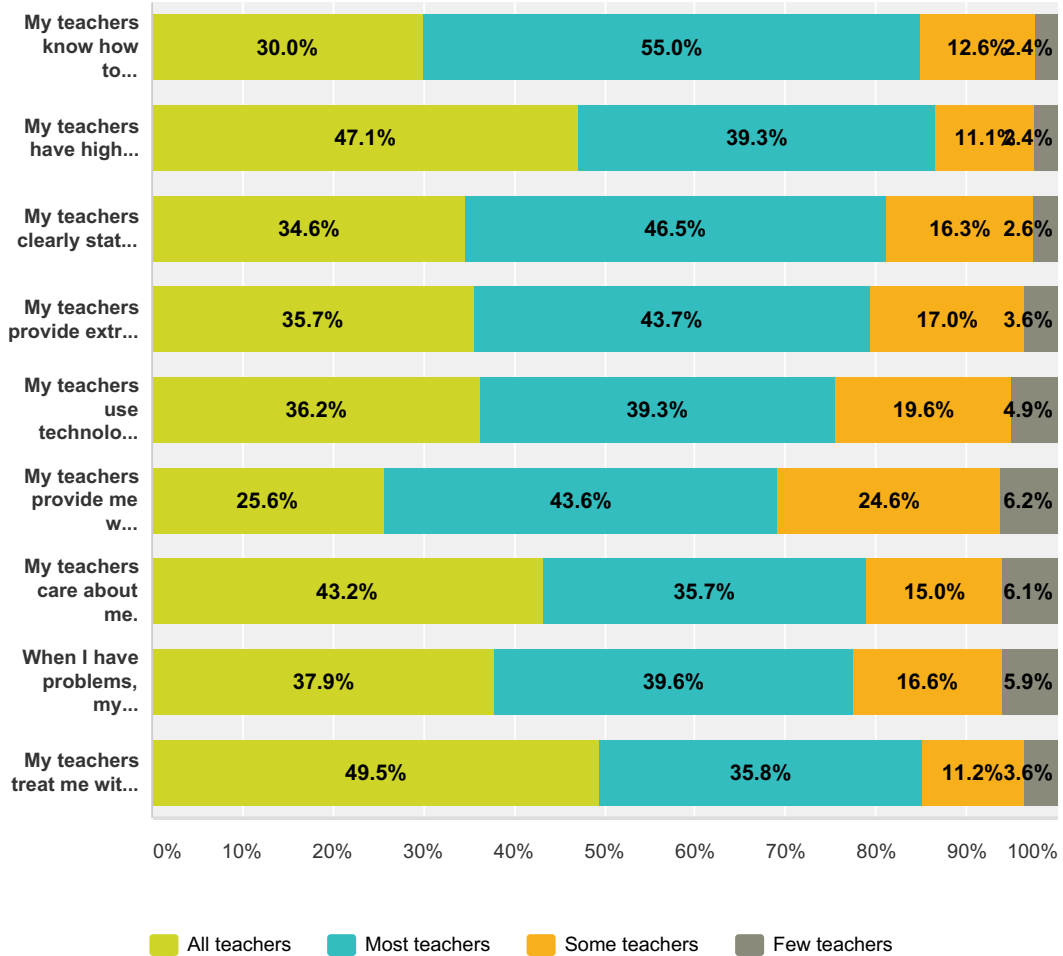
Answered: 4,617 Skipped: 133



Answer Choices	Responses
American Indian	3.4% 156
Asian/Pacific Islander	5.3% 247
Black	4.9% 224
Caucasian (White)	84.1% 3,884
Hispanic/Latino	5.6% 257
I do not wish to respond	6.2% 287
Total Respondents: 4,617	

Q5 Please answer the following questions about your classroom teacher.

Answered: 4,489 Skipped: 261



	All teachers	Most teachers	Some teachers	Few teachers	Total
My teachers know how to teach so I can learn.	30.0% 1,348	55.0% 2,469	12.6% 564	2.4% 106	4,487
My teachers have high expectations for me.	47.1% 2,112	39.3% 1,762	11.1% 497	2.4% 109	4,480
My teachers clearly state what I am expected to learn.	34.6% 1,549	46.5% 2,080	16.3% 727	2.6% 117	4,473
My teachers provide extra help when I don't understand something.	35.7% 1,598	43.7% 1,953	17.0% 760	3.6% 160	4,471
My teachers use technology to help me learn.	36.2% 1,618	39.3% 1,757	19.6% 875	4.9% 221	4,471
My teachers provide me with frequent feedback so I can improve my learning.	25.6% 1,147	43.6% 1,951	24.6% 1,100	6.2% 277	4,475
My teachers care about me.	43.2% 1,930	35.7% 1,597	15.0% 669	6.1% 272	4,468

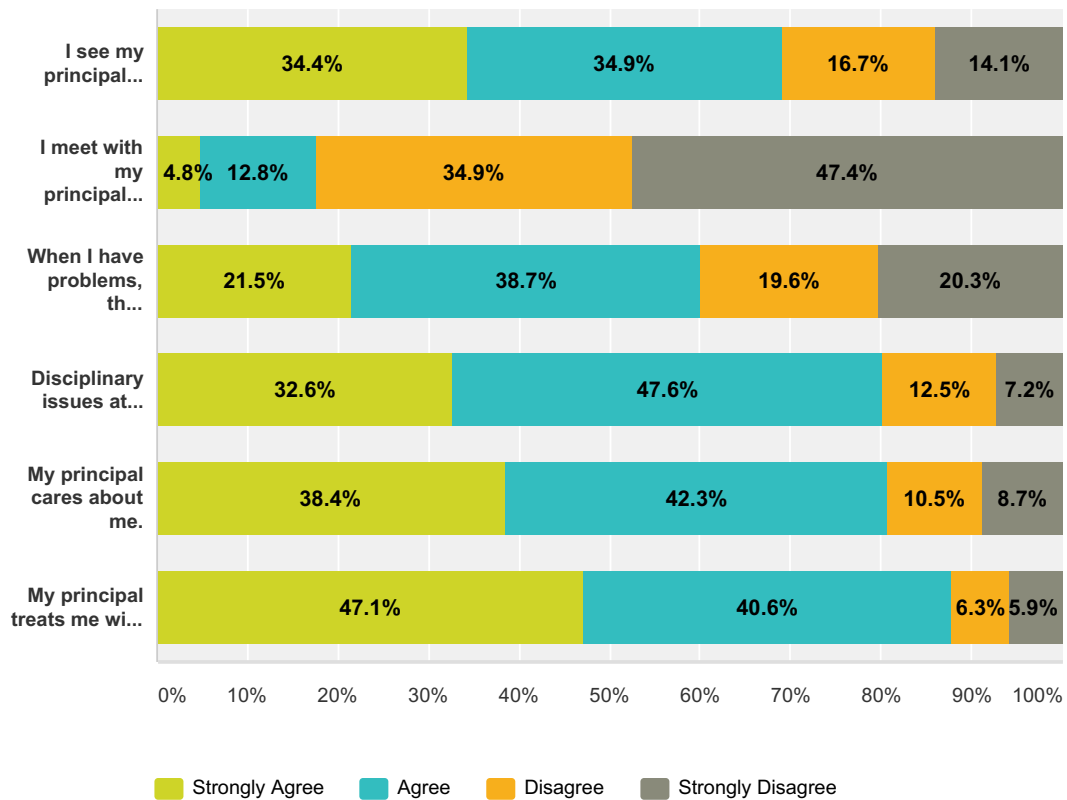
2015 Secondary Student Satisfaction Survey

When I have problems, my teachers listen and help me.	37.9% 1,687	39.6% 1,763	16.6% 739	5.9% 264	4,453
My teachers treat me with respect.	49.5% 2,208	35.8% 1,595	11.2% 499	3.6% 159	4,461

2015 Secondary Student Satisfaction Survey

Q6 Please answer the following questions about your principal.

Answered: 4,456 Skipped: 294

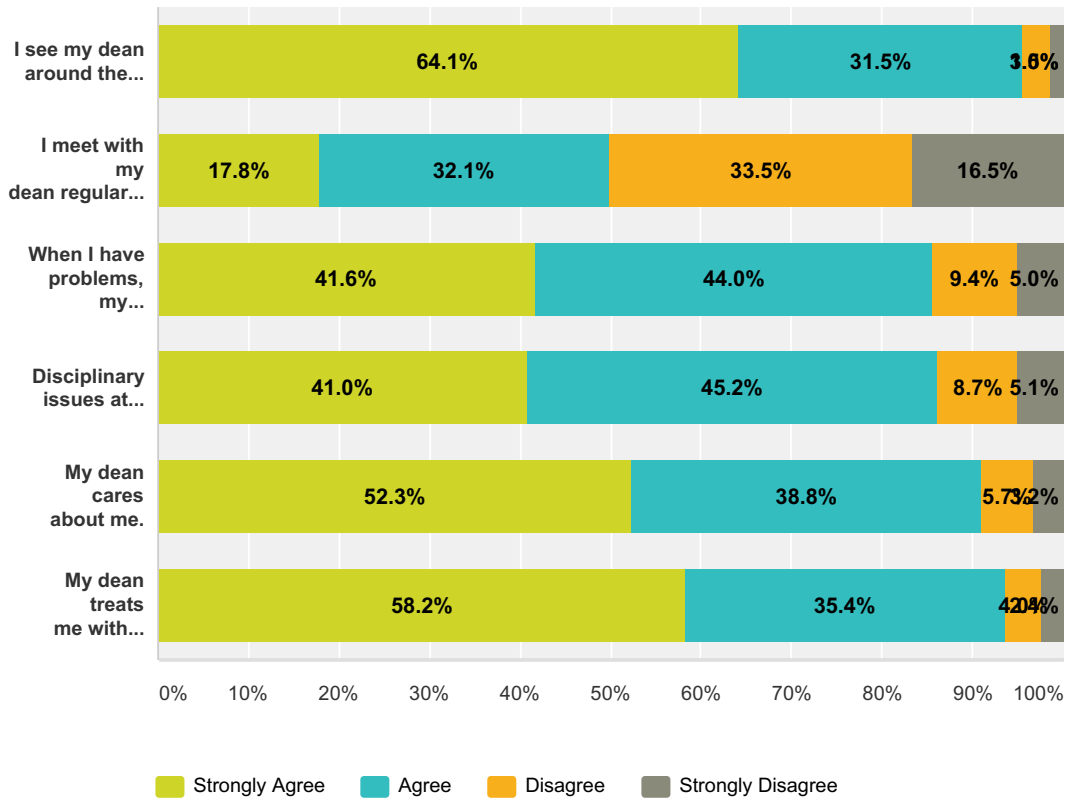


	Strongly Agree	Agree	Disagree	Strongly Disagree	Total
I see my principal around the school.	34.4% 1,522	34.9% 1,544	16.7% 739	14.1% 625	4,430
I meet with my principal regularly to discuss my education and future.	4.8% 205	12.8% 547	34.9% 1,489	47.4% 2,022	4,263
When I have problems, the principal listens and helps me.	21.5% 916	38.7% 1,648	19.6% 834	20.3% 863	4,261
Disciplinary issues at school are handled appropriately.	32.6% 1,432	47.6% 2,092	12.5% 550	7.2% 317	4,391
My principal cares about me.	38.4% 1,685	42.3% 1,855	10.5% 460	8.7% 383	4,383
My principal treats me with respect.	47.1% 2,065	40.6% 1,782	6.3% 278	5.9% 259	4,384

2015 Secondary Student Satisfaction Survey

Q7 Please answer the following questions about your dean.

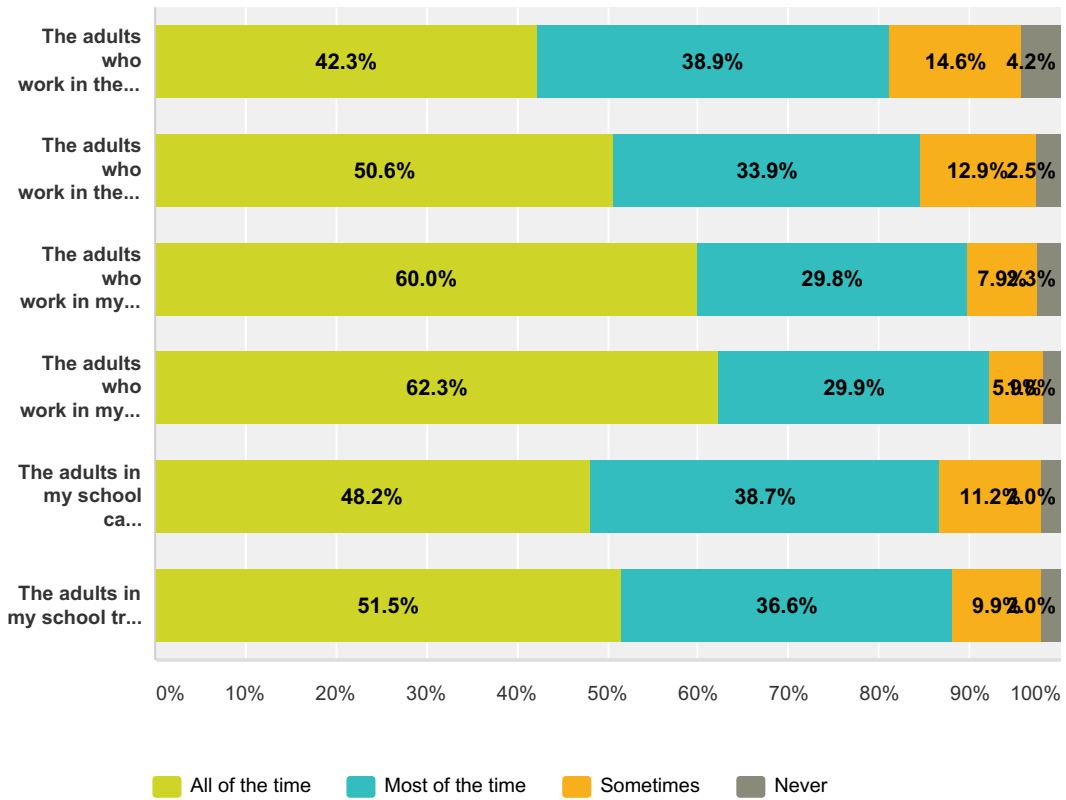
Answered: 4,476 Skipped: 274



	Strongly Agree	Agree	Disagree	Strongly Disagree	Total
I see my dean around the school.	64.1% 2,863	31.5% 1,405	3.0% 133	1.5% 66	4,467
I meet with my dean regularly to discuss my education and future.	17.8% 765	32.1% 1,380	33.5% 1,438	16.5% 710	4,293
When I have problems, my dean listens and helps me.	41.6% 1,808	44.0% 1,912	9.4% 408	5.0% 217	4,345
Disciplinary issues at school are handled appropriately.	41.0% 1,812	45.2% 2,000	8.7% 386	5.1% 225	4,423
My dean cares about me.	52.3% 2,326	38.8% 1,723	5.7% 255	3.2% 142	4,446
My dean treats me with respect.	58.2% 2,586	35.4% 1,572	4.0% 177	2.4% 107	4,442

Q8 Please answer the following questions about the adults in your school.

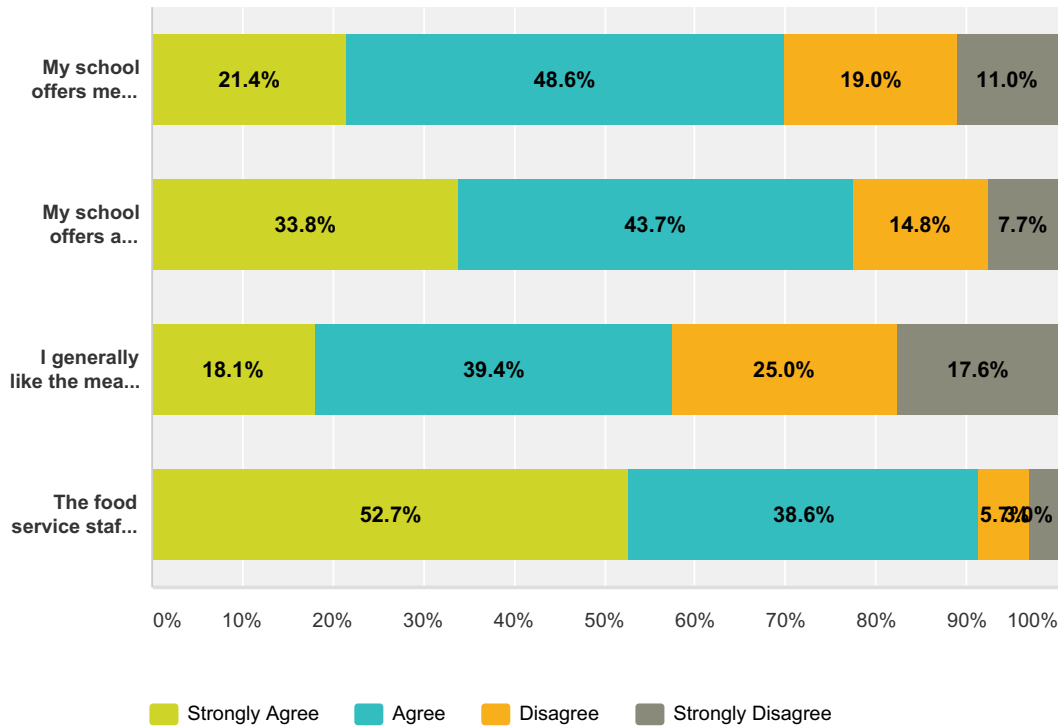
Answered: 4,450 Skipped: 300



	All of the time	Most of the time	Sometimes	Never	Total
The adults who work in the school office make me feel welcome.	42.3% 1,878	38.9% 1,730	14.6% 648	4.2% 188	4,444
The adults who work in the school office are helpful.	50.6% 2,245	33.9% 1,505	12.9% 570	2.5% 113	4,433
The adults who work in my school's health office make me feel welcome.	60.0% 2,646	29.8% 1,313	7.9% 348	2.3% 102	4,409
The adults who work in my school's health office are helpful.	62.3% 2,751	29.9% 1,320	5.9% 262	1.8% 80	4,413
The adults in my school care about me.	48.2% 2,132	38.7% 1,713	11.2% 494	2.0% 88	4,427
The adults in my school treat me with respect.	51.5% 2,286	36.6% 1,623	9.9% 438	2.0% 89	4,436

Q9 Please answer the following questions about your school's meals.

Answered: 4,435 Skipped: 315

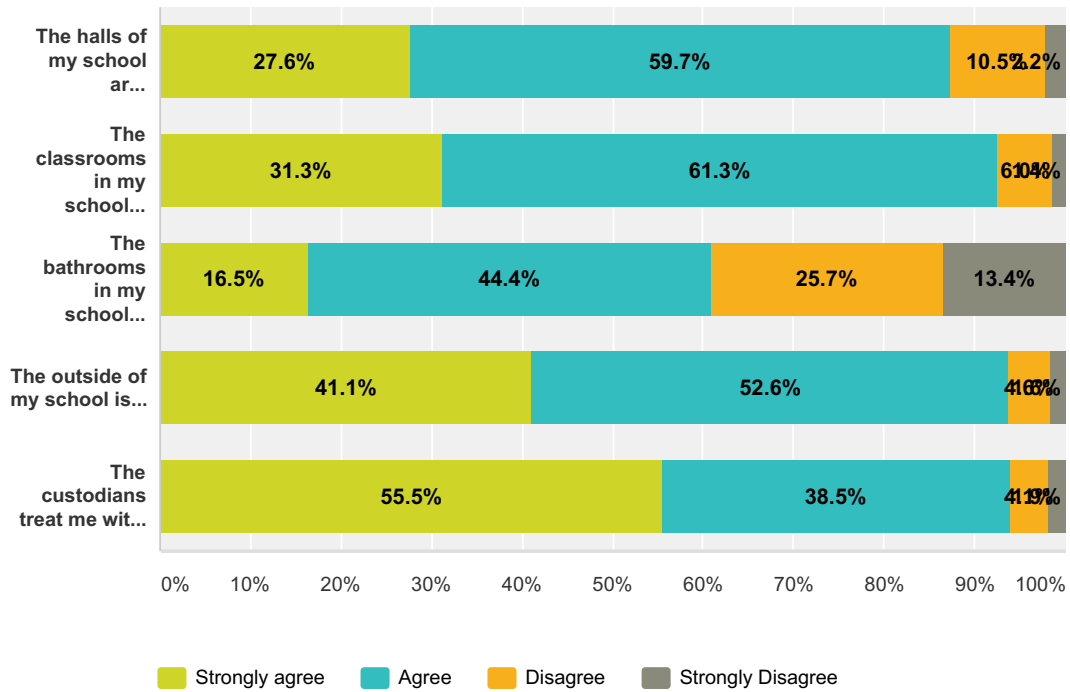


	Strongly Agree	Agree	Disagree	Strongly Disagree	Total
My school offers me healthy menu options.	21.4% 856	48.6% 1,948	19.0% 763	11.0% 441	4,008
My school offers a variety of menu options.	33.8% 1,364	43.7% 1,766	14.8% 598	7.7% 309	4,037
I generally like the meals offered at school.	18.1% 716	39.4% 1,561	25.0% 989	17.6% 697	3,963
The food service staff treats me with respect.	52.7% 2,153	38.6% 1,578	5.7% 232	3.0% 124	4,087

2015 Secondary Student Satisfaction Survey

Q10 Please answer the following questions about your school.

Answered: 4,444 Skipped: 306

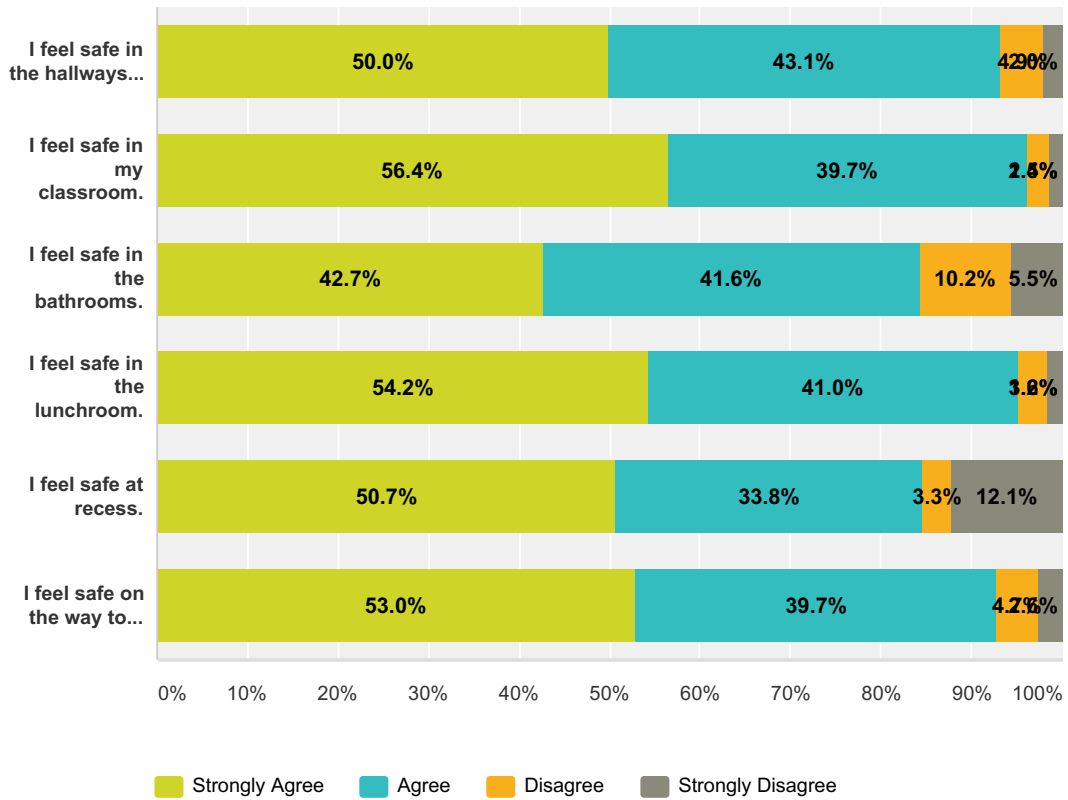


	Strongly agree	Agree	Disagree	Strongly Disagree	Total
The halls of my school are neat and clean.	27.6% 1,227	59.7% 2,652	10.5% 464	2.2% 97	4,440
The classrooms in my school are neat and clean.	31.3% 1,386	61.3% 2,712	6.0% 267	1.4% 61	4,426
The bathrooms in my school are neat and clean.	16.5% 732	44.4% 1,967	25.7% 1,137	13.4% 593	4,429
The outside of my school is neat and clean.	41.1% 1,822	52.6% 2,331	4.6% 205	1.6% 73	4,431
The custodians treat me with respect.	55.5% 2,451	38.5% 1,702	4.1% 183	1.9% 84	4,420

2015 Secondary Student Satisfaction Survey

Q11 Please answer the following questions about your school.

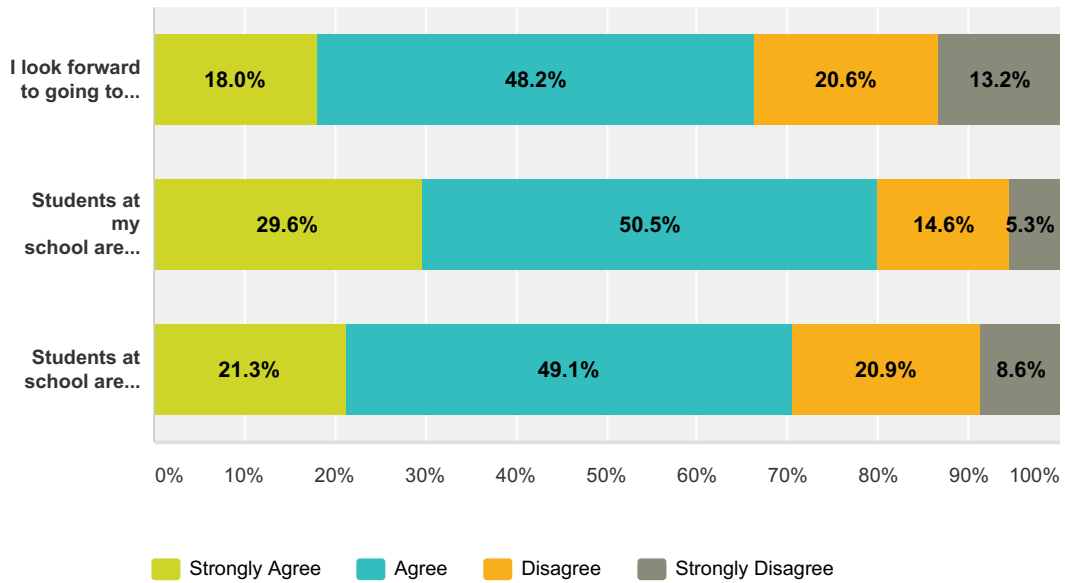
Answered: 4,392 Skipped: 358



	Strongly Agree	Agree	Disagree	Strongly Disagree	Total
I feel safe in the hallways at school.	50.0% 2,193	43.1% 1,894	4.9% 216	2.0% 87	4,390
I feel safe in my classroom.	56.4% 2,476	39.7% 1,743	2.4% 104	1.5% 65	4,388
I feel safe in the bathrooms.	42.7% 1,873	41.6% 1,822	10.2% 447	5.5% 242	4,384
I feel safe in the lunchroom.	54.2% 2,373	41.0% 1,792	3.2% 139	1.6% 71	4,375
I feel safe at recess.	50.7% 2,034	33.8% 1,356	3.3% 132	12.1% 486	4,008
I feel safe on the way to school or on the way home.	53.0% 2,314	39.7% 1,734	4.7% 204	2.6% 114	4,366

Q12 Please answer the following questions about your school's climate.

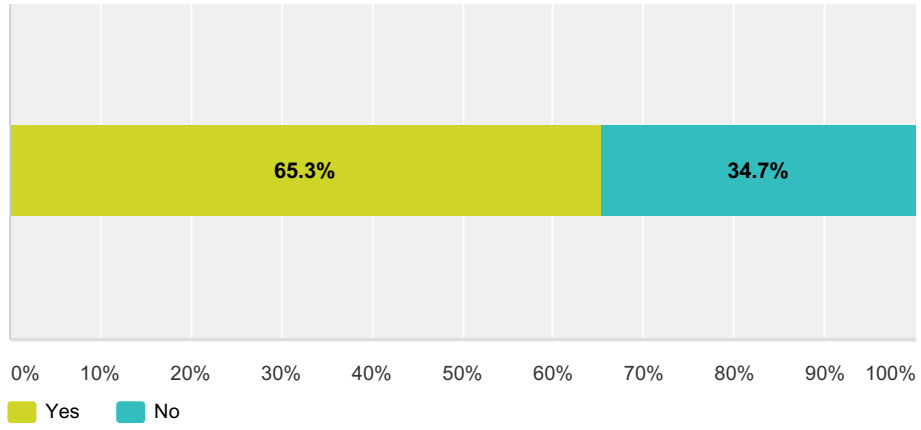
Answered: 4,408 Skipped: 342



	Strongly Agree	Agree	Disagree	Strongly Disagree	Total
I look forward to going to school.	18.0% 791	48.2% 2,120	20.6% 905	13.2% 578	4,394
Students at my school are celebrated for the good things they do.	29.6% 1,300	50.5% 2,218	14.6% 644	5.3% 234	4,396
Students at school are respectful.	21.3% 936	49.1% 2,155	20.9% 917	8.6% 379	4,387

Q13 I know my school's mission and vision statements.

Answered: 4,388 Skipped: 362



Answer Choices	Responses
Yes	65.3% 2,867
No	34.7% 1,521
Total	4,388

Q14 What do you like most about your school?

Answered: 3,836 Skipped: 914

Q15 Please share suggestions for improvement at your school.

Answered: 3,084 Skipped: 1,666