

2018 Discover Parent Stakeholder Survey

108 responses

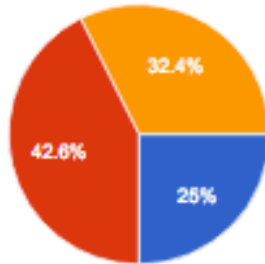
[View all responses](#)

[Publish analytics](#)

Summary

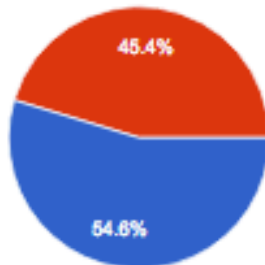
Background Information

Select your child's grade.



Grade 3	27	25%
Grade 4	46	42.6%
Grade 5	35	32.4%

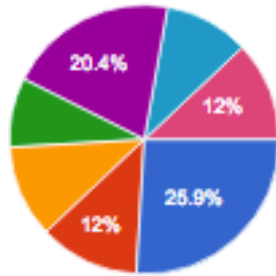
Select your child's gender.



Male	59	54.6%
Female	49	45.4%

2018 Discover Parent Stakeholder Survey

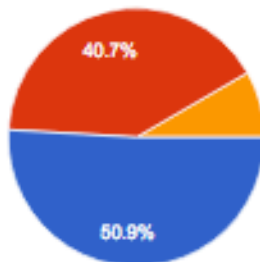
Select your child's school.



Cherry View	28	25.9%
Christina Huddleston	13	12%
Eastview	12	11.1%
JFK	9	8.3%
Lake Marion	22	20.4%
Lakeview	11	10.2%
Oak Hills	13	12%
Orchard Lake	0	0%

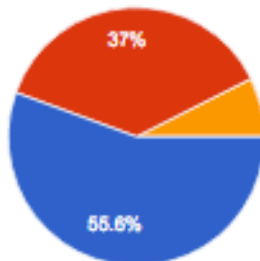
Learning and Growth Opportunities

To what extent has the Discover program provided your child with higher-level learning challenges?



To a great extent	55	50.9%
Adequately	44	40.7%
Somewhat	9	8.3%
Not at all	0	0%

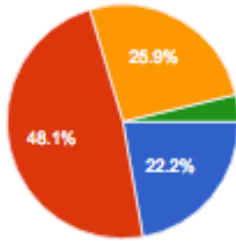
To what extent has the Discover program helped your child develop creative thinking skills?



To a great extent	60	55.6%
Adequately	40	37%
Somewhat	8	7.4%
Not at all	0	0%

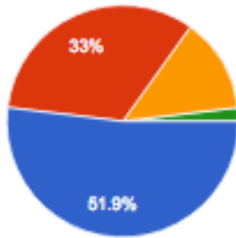
2018 Discover Parent Stakeholder Survey

To what extent has the Discover program helped your child develop meaningful friendships?



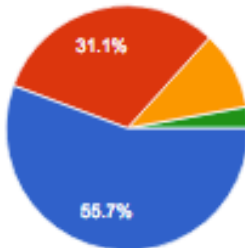
To a great extent	24	22.2%
Adequately	52	48.1%
Somewhat	28	25.9%
Not at all	4	3.7%

To what extent has the Discover program provided your child an environment where he or she can be their "true self"?



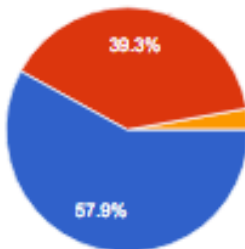
To a great extent	55	51.9%
Adequately	35	33%
Somewhat	14	13.2%
Not at all	2	1.9%

To what extent has the Discover program helped your child develop an enthusiasm for learning?



To a great extent	59	55.7%
Adequately	33	31.1%
Somewhat	11	10.4%
Not at all	3	2.8%

What is your overall perception of the Discover program?

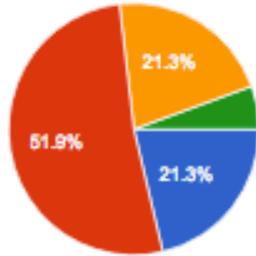


Very positive	62	57.9%
Positive	42	39.3%
Negative	3	2.8%
Very negative	0	0%

2018 Discover Parent Stakeholder Survey

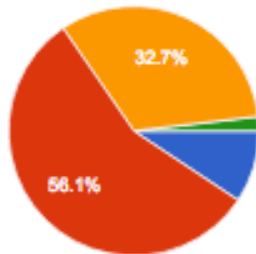
Regular Classroom Curriculum

My child is challenged in math.



Strongly agree	23	21.3%
Agree	56	51.9%
Disagree	23	21.3%
Strongly disagree	6	5.6%

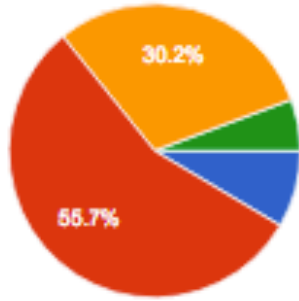
My child is challenged in science.



Strongly agree	10	9.3%
Agree	60	56.1%
Disagree	35	32.7%
Strongly disagree	2	1.9%

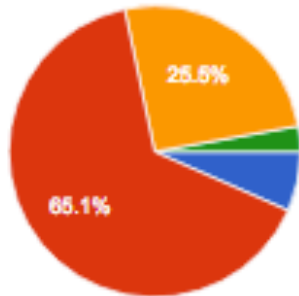
2018 Discover Parent Stakeholder Survey

My child is challenged in literacy.



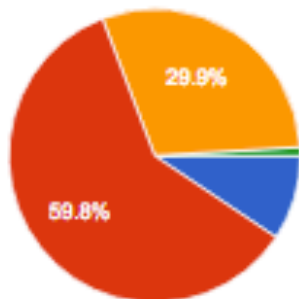
Strongly agree	9	8.5%
Agree	59	55.7%
Disagree	32	30.2%
Strongly disagree	6	5.7%

My child is challenged in social studies.



Strongly agree	7	6.6%
Agree	69	65.1%
Disagree	27	25.5%
Strongly disagree	3	2.8%

Overall, the regular classroom curriculum meets my child's needs.

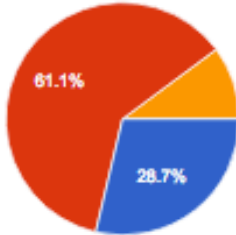


Strongly agree	10	9.3%
Agree	64	59.8%
Disagree	32	29.9%
Strongly disagree	1	0.9%

2018 Discover Parent Stakeholder Survey

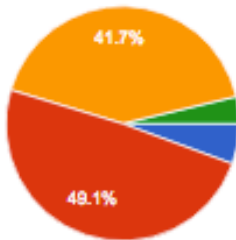
Homework

Discover homework is at the right challenge level for my child.



Strongly agree	31	28.7%
Agree	66	61.1%
Disagree	11	10.2%
Strongly disagree	0	0%

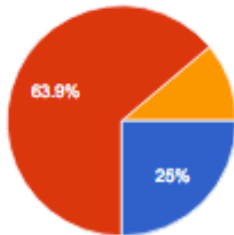
Homework in the regular classroom is at the right challenge level for my child.



Strongly agree	6	5.6%
Agree	53	49.1%
Disagree	45	41.7%
Strongly disagree	4	3.7%

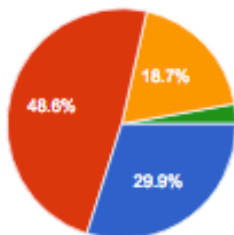
Discover Communication

My child shares things that happen in Discover class.



Strongly Agree	27	25%
Agree	69	63.9%
Disagree	12	11.1%
Strongly Disagree	0	0%

I feel informed about what is happening in my child's Discover class.



Strongly Agree	32	29.9%
Agree	52	48.6%
Disagree	20	18.7%
Strongly Disagree	3	2.8%

2018 Discover Parent Stakeholder Survey

What is your preferred method of communication with your child's Discover teacher.

