



50 | 1968  
YEARS | 2018

**To:** Attendees  
**From:** Katelyn Chambers | KC  
**Date:** May 30, 2018  
**Revised June 1, 2018**

**Comm. No:** 9999

**Subject:** Independent School District #194  
Facilities Task Force Meeting #5  
May 21, 2018 **Revised** Meeting Minutes

**Attendees:**

Judy Keliher, Independent School District #194  
Steve Porter, Independent School District #194  
Rick Ringeisen, Independent School District #194  
Mike Zweber, Independent School District #194  
Andrew Barron, Independent School District #194  
Michael Baumann, Independent School District #194  
Douglas Ninow, Info Systems Analyst  
Daryl Morey, Planning Director, Lakeville  
Josh Kutzler, Community Member  
Renee Christianson, Elko New Market Community Devel.  
Jane Rowe, T and L Advisory Council  
Terry Lind, School Board  
Luke Hellier, Parent/City Council  
Vaughn Dierks, Wold Architects and Engineers  
Joe Patton, Wold Architects and Engineers  
Alyssa Oleinik, Wold Architects and Engineers  
Katelyn Chambers, Wold Architects and Engineers

judy.keliher@isd194.org  
steve.porter@isd194.org  
richard.ringeisen@isd194.org  
michael.zweber@isd194.org  
andrew.barron@isd194.org  
michael.baumann@isd194.org  
douglas.ninow@isd194.org  
dmorey@lakeville.mn.gov  
jdkutzler@gmail.com  
rchristianson@ci.enm.mn.us  
jane.rowe@gmail.com  
terrylind9@gmail.com  
lukehellier@gmail.com  
vdierks@woldae.com  
jpatton@woldae.com  
aoleinik@woldae.com  
kchambers@woldae.com

**Absentees:**

Pete Otterson, Independent School District #194  
Sara Guyette, Independent School District #194  
Andy Sarnow, Independent School District #194  
Emily McDonald, Independent School District #194  
Sharon Krueger, Independent School District #194  
Jodi Danielson, Independent School District #194  
Julie Ritter, Independent School District #194  
Justine Liekis, Independent School District #194  
Jacob Whittaker, Parent/Community  
Josh Kutzler, Community Member  
Frank Whitecomb, Community Member  
Joe Davis, Secretary CEAC  
Sean Kelly, Wold Architects and Engineers

peter.otterson@isd194.org  
sara.guyette@isd194.org  
andrew.sarnow@isd194.org  
emily.mcdonald@isd194.org  
sharon.krueger@isd194.org  
jodi.danielson@isd194.org  
julie.ritter@isd194.org  
justine.liekis@isd194.org  
j\_whittak@yahoo.com  
jdkutzler@gmail.com  
frankwhitecomb@msn.com  
joe.davis@fmscorporation.com  
skelly@woldae.com

**Wold Architects and Engineers**  
332 Minnesota Street, Suite W2000  
Saint Paul, MN 55101  
woldae.com | 651 227 7773

**PLANNERS  
ARCHITECTS  
ENGINEERS**



50 | 1968  
YEARS | 2018

**Discussion Topics:**

- A. The goal of the meeting was to decide on an implementation strategy to present to the Board of Education.
- B. Prioritization list as previously decided by the task force:
  1. Absolutely Must Do:
    - a. Capacity additions.
  2. Need To Do:
    - a. Security Improvements.
    - b. Programming:
      - 1) ALC.
      - 2) Gyms (MMS, OLE).
      - 3) Special Education.
    - c. Maintenance.
  3. Makes Sense To Do:
    - a. Early Childhood.
    - b. Pool.
    - c. District Office.
    - d. Maintenance.
  4. Would Like To Do:
    - a. Weight Rooms.
    - b. Synthetic Turf.
    - c. Strategic Alignment.
- C. Discussion of previous prioritization decisions:
  1. Building Capacity Additions
    - a. Three (3) – four (4) elementary schools will likely need capacity additions based on enrollment projections.
      - 1) LME, CVE, EVE, CHE
      - 2) Enrollment projections are attached.
    - b. How much could be solved by adjusting boundaries?
      - 1) Adjusting boundaries alone will not account for the growth in the District as projected, but could help and is being researched by the District.
      - 2) With studies that have been done so far, the school mentioned above are the schools that would be affected by growth.
    - c. Will adding additions put the elementary school capacity above the District's 20 year standards?
      - 1) Yes, but adding additions on to the existing elementary schools is more cost efficient than building a new four section elementary school.
    - d. Diagrams were presented showing potential locations of capacity and programming additions at elementary schools and middle schools.
      - 1) Diagrams are attached.
  2. There was discussion amongst the group about whether the pool should be in the 'Need To Do' category instead of the 'Makes Sense To Do' category.
    - a. Swimming is not required from an academic programming standpoint.
    - b. Some students in the District are not getting the opportunity to learn how to swim.
      - 1) Approximately 80-100 students (boys and girls) participate in the athletic swimming program at each high school. There are approximately 80 students participating at the middle school level.



50 | 1968  
YEARS | 2018

- 2) A new pool could give more opportunity and incentive to expand the Lakeville swimming program.
- c. A new pool would be a good community asset.
  - 1) There is thought the community should contribute to the construction and maintenance of the pool because of this.
- d. There was extensive discussion about whether or not to move the pool into the "need to do" category. Although there were many added benefits discussed within the group for building the pool, the group did not come to the consensus to move it from the "makes sense to do" category at this time.
3. Discussion of early childhood education:
  - a. Similar to the pool it is not required from an academic programming standpoint, but it has many benefits for the District.
    - 1) It brings more students into the District at a much younger age.
    - 2) Higher academic performance from students overall in the long run.
  - b. Could be packaged into one new facility including the ALC, maintenance/grounds, and potentially District office on land already owned by the District.
4. Discussion of District office:
  - a. The Board wants to come up with a long term solution to the District office problems.
    - 1) Looking not only at the needs of today, but also future needs.
    - 2) An estimated 23,000 SF needed. The current building is only 10,000 SF and is currently half unoccupied because of mold in the basement.
  - b. The Board is currently looking into existing buildings in the District that could accommodate the District office, and potentially other functions.
  - c. The District office building will not qualify for lease levy funding.
- D. Estimated budgets based on prioritization list was presented and discussed.
  1. See the attached for estimated budget approximations.
    - a. All estimate numbers include construction cost, contingency, design fees, etc. and are shown in 2019 dollars.
- E. The prioritization list was confirmed and agreed upon by the task force as presented.
  1. The prioritization list will be presented to the Board as the facilities task force official recommendation.
- F. Next Steps?
  1. Discussion with District about boundary options.
  2. Board will be updated on task force recommendation.
  3. Additional study of implementation strategies.
  4. The facilities task force will no longer be meeting unless the Board asks the group to reconvene.

Attachments:













- Lakeville Area Public School Regular Meeting: May 8, 2018
- Board Presentation Video: <https://isd194letv.viebit.com/player.php?hash=2xjNFFeuYgIB>
- Enrollment Projections

## Lakeville Area Public Schools

### Regular Meeting

Tuesday, May 8, 2018 7:00 PM

### Lakeville City Hall

1. Preliminary Actions
  - a. Call to Order
  - b. Pledge of Allegiance
  - c. Roll Call and Board Introductions
2. Conduct Public Hearing Regarding Acceptance of Title VI - American Indian Funding  
 [2. a., Public Hearing Regarding Acceptance of Title VI American Indian Funding, 5\\_8\\_2018.pdf](#)
  - a. Public Comment on Acceptance of Title VI - American Indian Funding
3. Continued Preliminary Actions
  - a. Spotlight on Education
  - b. Spotlight on American Indian Programming  
 [Johnson O'Malley Spotlight.pptx](#)
  - c. Good News  
 [20180508 GoodNews.pdf](#)
  - d. Public Comment
  - e. Board Communications
  - f. Agenda Additions
  - g. Approval of Agenda
4. Consider Approval of Consent Agenda
  - a. Board Minutes  
 [20180424 Regular Meeting Minutes](#)  
 [20180424 Special Meeting Minutes - Meet & Confer.pdf](#)
  - b. Employment Recommendations, Leave Requests and Resignations  
 [5-8-2018 Personnel Memo.pdf](#)  
 [5.8.2018 Sched. C.pdf](#)  
 [5-8-2018 Personnel Memo Addendum.pdf](#)
  - c. Other Personnel Matters
  - d. Payment of Bills & Claims  
 [BOARD BILLS AND CLAIMS 1ST MEETING MAY 3 18.docx](#)
  - e. Wire Transfers / Investments
  - f. Change Orders
  - g. Bid Awards
  - h. Other Business Matters
  - i. Resolution Regarding Acceptance of Gift Donations  
 [20180508 Donations.pdf](#)
  - j. Field Trips  
 [20180508 Field Trip List .pdf](#)
  - k. Approval of 2018 Audit Vendor  
 [4k, Approval of 2018 Audit Vendor, 5\\_8\\_2018.pdf](#)
  - l. 2018-2019 Lunch Prices

 [4-L, Lunch Prices, 5\\_8\\_2018.pdf](#)

 [4\(l\) Meal Price Recommendation Memo \\_18-19.pdf](#)

m. Approval of 2018-2019 Digital Learning Day Grades 9,10,12 and ACT Day Grade 11

 [4m, Approval of 2018-2019 Digital Learning Day Grades 9,10,12 and ACT Day Grade 11, 5\\_8\\_2018.pdf](#)

 [2018-2019 Proposal FINAL with Digital Day 5-3-18.pdf](#)

 [2018-2019 Staff Calendar - FINAL \(v2\) 05-3-18.pdf](#)

 [2018-2019 Student Calendar - FINAL \(v2\) 5-3-18.pdf](#)

5. Consent Agenda Discussion Items

6. Reports

a. Lakeville Arenas 2017 Annual Review and 2019 Proposed Budget

Presenter: Mr. Shayne Ratcliff

 [6\(a\), Lakeville Arena's 2017 Annual Review and 2019 Proposed Budget, 5\\_8\\_2018.pdf](#)

 [Lakeville Arenas 2019 Budget Presentation for ISD 194.pptx](#)

 [Lakeville Arenas 2017 Annual Review.pdf](#)

 [2019 Proposed Ice Arena Budget .pdf](#)

b. Communications and Public Relations Strategy

Presenter: Ms. Kass

 [6b, Communications Public Relations Strategy, 5\\_8\\_2018.pdf](#)

 [Communication PR Plan.pptx](#)

c. Enrollment Projection Update

Presenter: Dr. Barron

 [6c, Enrollment Projection Update, 5\\_8\\_2018.pdf](#)

 [Updating Enrollment Projection 2018 \(Updated May 8\).pptx](#)

d. TIES Update

Presenter: Mr. Sarnow

 [6\(d\), TIES Update, 5\\_8\\_2018.pdf](#)

 [TIES Consortium Update \\_20180508 \(1\).pptx](#)

 [NJPA-TIES Recommendation PRESENTATION on 4-25-2018.pdf](#)

 [What Does This Mean for TIES Owners PRESENTATION on 4-25-18.pdf](#)

7. Recommended Actions

a. World History Text Purchase

 [7a, World History Text Purchase, 5\\_8\\_2018.pdf](#)

 [Lakeville Indp Sch Dist \\_194 5.1.18 - ELIDA KANE.xls](#)

 [RequestAction \\_2018\\_WorldHistory\\_BoE - ELIDA KANE.pptx](#)

8. Additions to Agenda

9. Information

a. Superintendent's Report

b. Board Members Reports

10. Adjournment

# Updating Enrollment Projections

---

Andrew Barron and Douglas Ninow



Lakeville  
AREA PUBLIC SCHOOLS

May 8, 2018

# 2016 Assumptions



Dr. Hazel Reinhardt's 2016 study predicted:

- Slow steady growth
- K-5 enrollment decreases or is flat initially but then increases in the second five projection years
- Middle school will be smaller in the first five projection years but then will return to today's level of enrollment
- Continued natural decrease.
- Additional single-family homes will not have a net positive effect on enrollment

Dr. Reinhardt's 2017 update noted increasing cohort survival rates, particularly at the transitions from 5th to 6th and 8th to 9th.

# Kindergarten Enrollment



KINDERGARTEN PROJECTIONS			
	District Pool		Actual
Year	@116.0 %	@123.5 %	
2015-16	672	672	670
2016-17	610	650	635
2017-18	643	684	733
2018-19	631	672	
2019-20	696	741	
2020-21	735	783	
2021-22	738	785	
2022-23	741	789	
2023-24	742	790	
2024-25	742	790	
2025-26	741	789	
Total	7,019	7,473	



# Projecting Kindergarten Enrollments



Three predictors were tested by separate regression models:

- Live births ( $p=.94$ ,  $R\text{-squared}=.001$ )
- Previous year's average cohort survival rate ( $p=.17$ ,  $R\text{-squared}=.23$ )
- Previous year's Kindergarten enrollment ( $p=.069$ ,  $R\text{-squared}=.32$ )

# K-5 and Middle School Enrollment



Dr. Reinhardt predicted flat or decreasing K-5 and Middle School Enrollment for 5 years:

K-5 Enrollment 2015-2016	K-5 Enrollment 2016-2017	K-5 Enrollment 2017-2018
4422	4499	4545
Middle School Enrollment 2015	Middle School Enrollment 2016	Middle School Enrollment 2017
2577	2599	2671

# Cohort Survival Rates



COMPARISON OF SURVIVAL RATES AVERAGED				
Grade	Past 2 Years SY14-SY16	Past 4 Years SY12-SY16	Updated Two-Year Average SY16-SY18	Difference between 2016 Analysis and 2018 Analysis
K to 1	1.068	1.041	1.054	-0.014
1 to 2	1.061	1.064	1.080	0.019
2 to 3	1.043	1.044	1.053	0.010
3 to 4	1.035	1.059	1.064	0.029
4 to 5	1.033	1.047	1.039	0.006
<b>5 to 6</b>	<b>1.047</b>	<b>1.063</b>	<b>1.066</b>	0.019
6 to 7	1.016	1.02	1.024	0.008
7 to 8	1.014	1.022	1.015	0.001
<b>8 to 9</b>	<b>1.049</b>	<b>1.062</b>	<b>1.058</b>	0.009
9 to 10	1.002	0.998	1.000	-0.002
10 to 11	0.996	0.991	1.004	0.008
11 to 12	0.997	0.988	1.007	0.010

# Low Kindergarten, Low Migration, Low Early Childhood



Updated Low K Low M (+ Low EC)									
Grade	2017-18 (Actual)	2018-19	2019-20	2020-21	2021-22	<b>2022-23</b>	2023-24	2024-25	2025-26
0	733	631	696	735	738	<b>741</b>	742	742	741
1	670	770	663	731	772	<b>775</b>	779	780	780
2	746	708	814	701	773	<b>816</b>	820	823	824
3	787	777	738	848	730	<b>806</b>	851	854	858
4	795	818	808	767	881	<b>759</b>	837	884	887
5	818	823	846	836	794	<b>912</b>	785	866	915
<b>6</b>	<b>918</b>	<b>859</b>	<b>864</b>	<b>888</b>	<b>878</b>	<b>833</b>	<b>958</b>	<b>825</b>	<b>910</b>
7	875	933	872	878	903	<b>892</b>	846	973	838
8	885	883	941	880	886	<b>911</b>	900	854	982
<b>9</b>	<b>917</b>	<b>931</b>	<b>928</b>	<b>989</b>	<b>925</b>	<b>931</b>	<b>957</b>	<b>946</b>	<b>898</b>
10	938	920	933	931	992	<b>928</b>	934	960	949
11	875	935	917	931	929	<b>990</b>	926	931	958
12	973	892	954	935	949	<b>947</b>	1009	944	950
EC	170	169	169	169	169	<b>169</b>	169	169	169
<b>Total</b>	<b>11100</b>	<b>11048</b>	<b>11144</b>	<b>11220</b>	<b>11319</b>	<b>11410</b>	<b>11512</b>	<b>11551</b>	<b>11657</b>
Difference from Dr. Reinhardt's	152	121	94	52	8	<b>-25</b>	<b>-57</b>	<b>-102</b>	<b>-139</b>
Difference from 2017-18		-52	44	120	219	<b>310</b>	412	451	557

# High Kindergarten, High Migration, High Early Childhood



Grade	2017-18 (Actual)	2018-19	2019-20	2020-21	2021-22	<b>2022-23</b>	2023-24	2024-25	2025-26
0	733	672	741	783	785	<b>789</b>	790	790	789
1	670	771	707	779	824	<b>826</b>	830	831	831
2	746	723	831	762	841	<b>888</b>	890	895	896
3	787	787	762	877	804	<b>887</b>	937	939	944
4	795	838	838	812	934	<b>857</b>	944	998	1001
5	818	827	872	872	844	<b>972</b>	891	982	1038
<b>6</b>	<b>918</b>	<b>872</b>	<b>882</b>	<b>930</b>	<b>930</b>	<b>900</b>	<b>1036</b>	<b>950</b>	<b>1047</b>
7	875	942	895	904	954	<b>954</b>	924	1063	974
8	885	888	956	908	918	<b>968</b>	968	938	1079
<b>9</b>	<b>917</b>	<b>936</b>	<b>940</b>	<b>1011</b>	<b>961</b>	<b>971</b>	<b>1024</b>	<b>1024</b>	<b>992</b>
10	938	916	935	938	1010	<b>960</b>	970	1023	1023
11	875	942	920	939	942	<b>1014</b>	964	974	1027
12	973	884	952	929	949	<b>952</b>	1025	974	984
EC	170	173	173	173	173	<b>173</b>	173	173	173
<b>Total</b>	<b>11100</b>	<b>11171</b>	<b>11403</b>	<b>11619</b>	<b>11868</b>	<b>12110</b>	<b>12366</b>	<b>12554</b>	<b>12799</b>
Difference from Dr. Reinhardt's	97	120	155	172	211	<b>266</b>	326	382	445
Difference from 2017-18		71	303	519	768	<b>1010</b>	1266	1454	1699

# Best Estimate Enrollment Projection



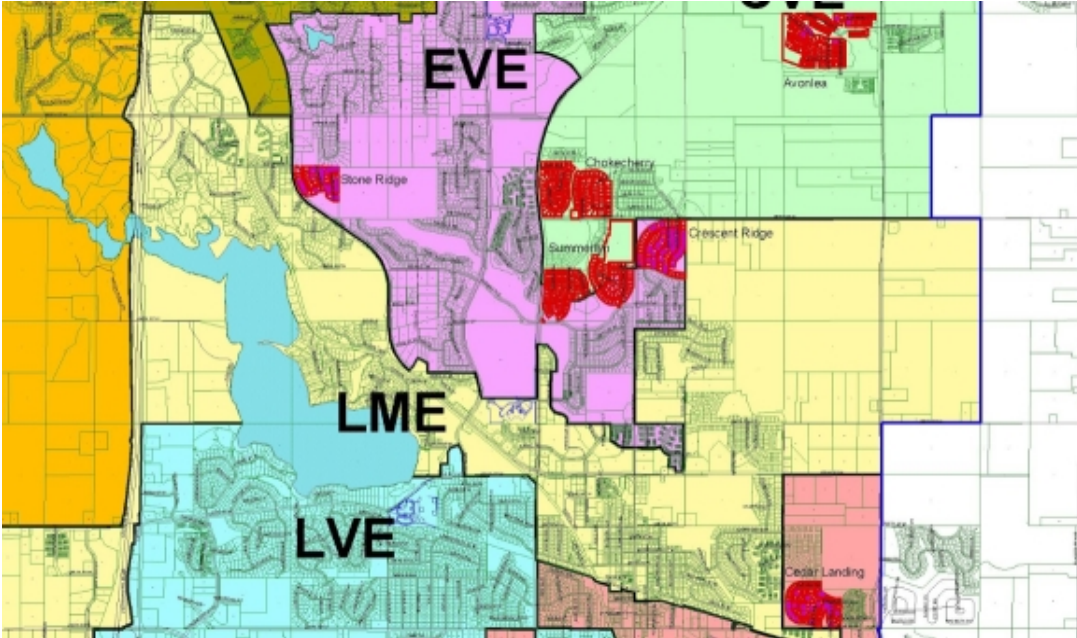
Grade	2017-18 (Actual)	2018-19	2019-20	2020-21	2021-22	<b>2022-23</b>	2023-24	2024-25	2025-26
0	733	711	727	742	758	773	789	804	820
1	670	771	748	764	780	797	813	829	846
2	746	715	823	799	816	833	851	868	885
3	787	782	750	863	837	855	874	892	910
4	795	828	823	789	908	881	900	919	938
5	818	825	859	854	819	942	914	934	954
6	918	866	873	909	903	866	996	967	988
7	875	937	884	891	928	922	884	1017	987
8	885	886	948	894	902	939	933	895	1029
9	917	933	934	1000	943	951	990	984	944
10	938	918	934	935	1001	944	952	991	985
11	875	939	919	935	935	1002	945	953	992
12	973	888	953	932	949	950	1017	959	967
EC	170	169	169	169	169	169	169	168.5	168.5
<b>Total</b>	<b>11100</b>	<b>11167</b>	<b>11343</b>	<b>11476</b>	<b>11648</b>	<b>11824</b>	<b>12027</b>	<b>12181</b>	<b>12414</b>
Difference from 2017-18		67	243	376	548	724	927	1081	1314

# K-5 and Middle School Enrollment



K-5 Enrollment 2015-2016	K-5 Enrollment 2016-2017	K-5 Enrollment 2017-2018	2019	2020	2021
4422	4499	4545	4632	4730	4811
		Difference from 2018	+87	+185	+266
Middle School Enrollment 2015	Middle School Enrollment 2016	Middle School Enrollment 2017	2019	2020	2021
2577	2599	2671	2688	2705	2694
		Difference from 2018	+17	+34	+23

# Neighborhood Yield Analysis



	Students per Houses Sold
Average (All)	0.78
Average (High 3)	1.05

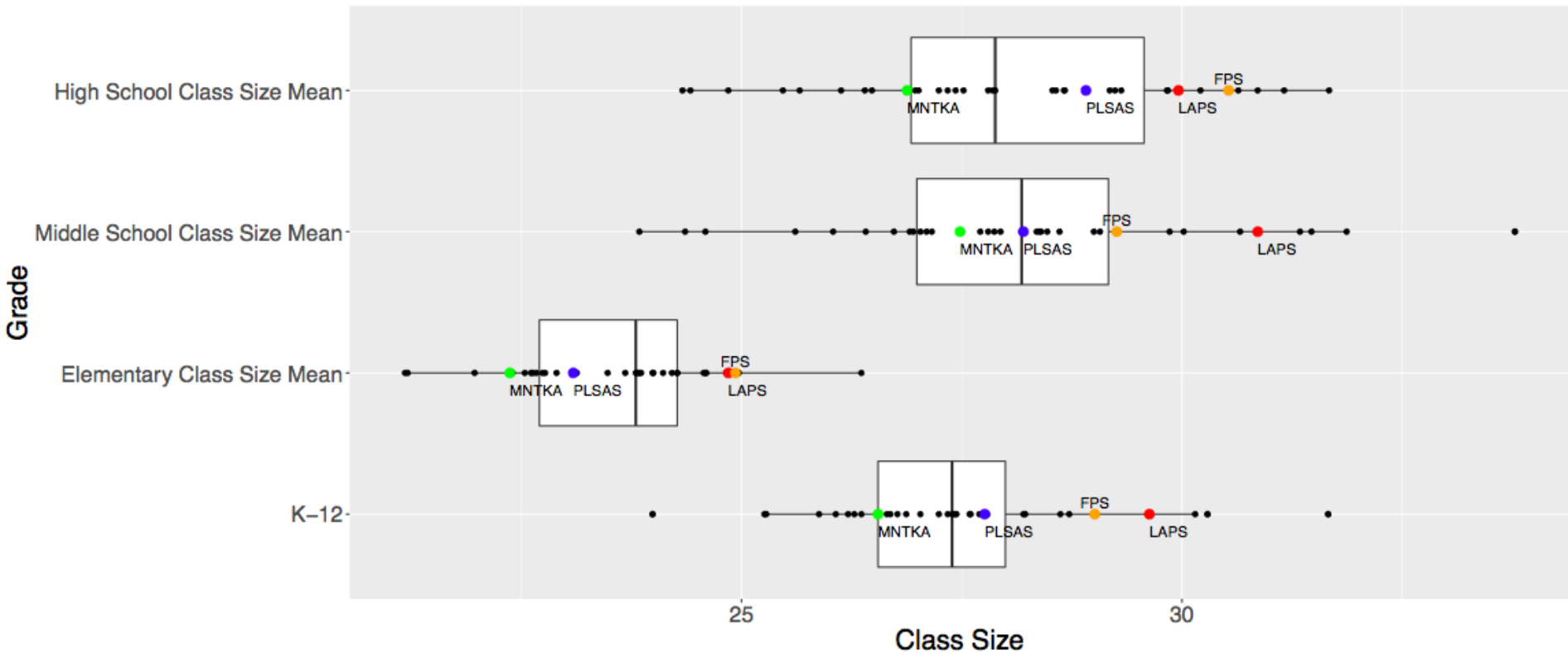
	Elementary	Middle	High
Number of students	169	61	47
Percentage of students	61%	22%	17%
Students per grade	28	20	12



# K-12 Class Sizes



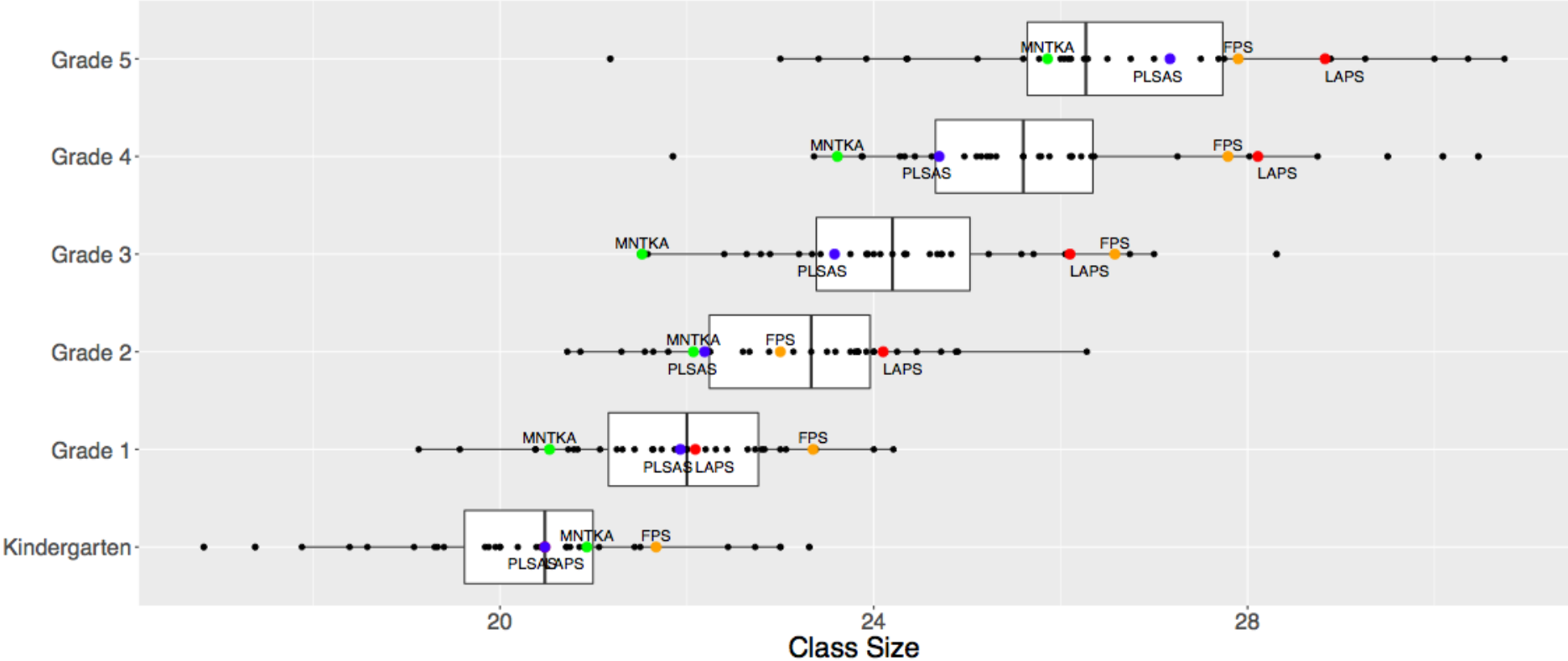
## Class Sizes of Metro Districts in 2017



# Elementary Class Sizes



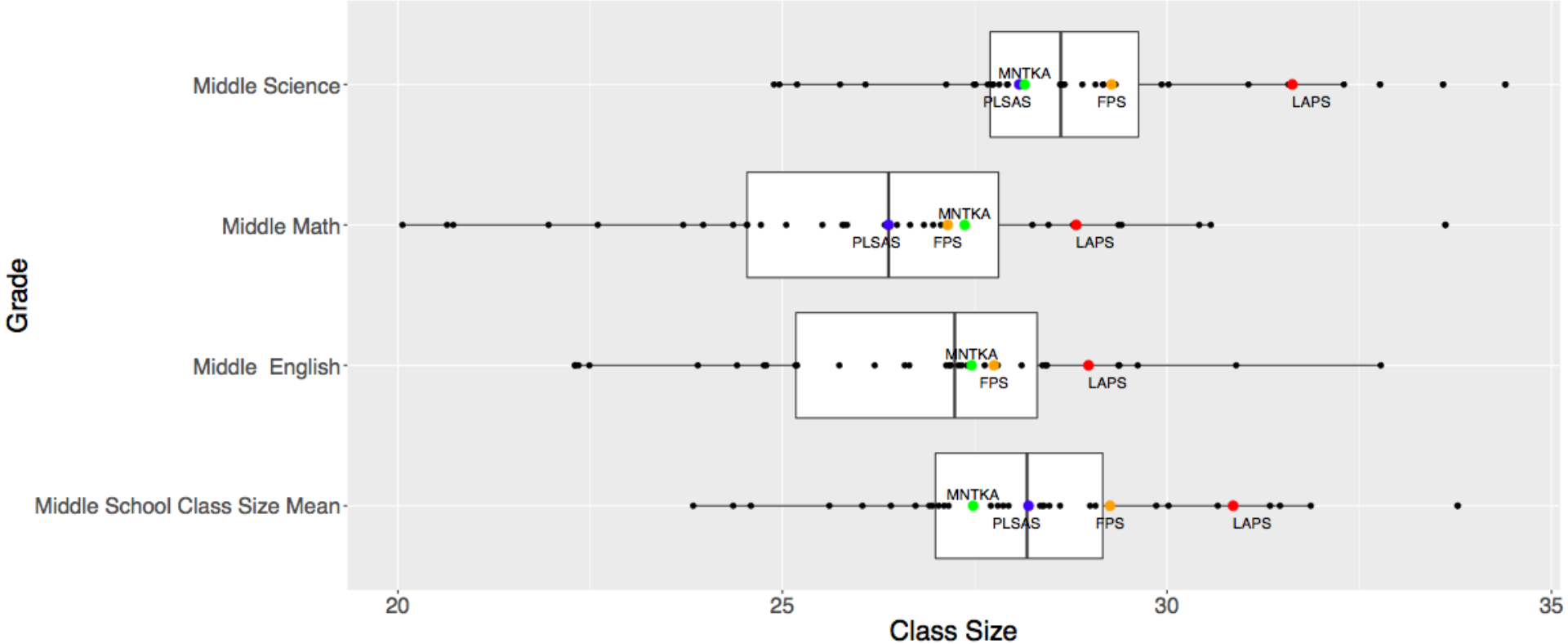
### Class Sizes of Metro Districts in 2017



# Middle School Class Sizes



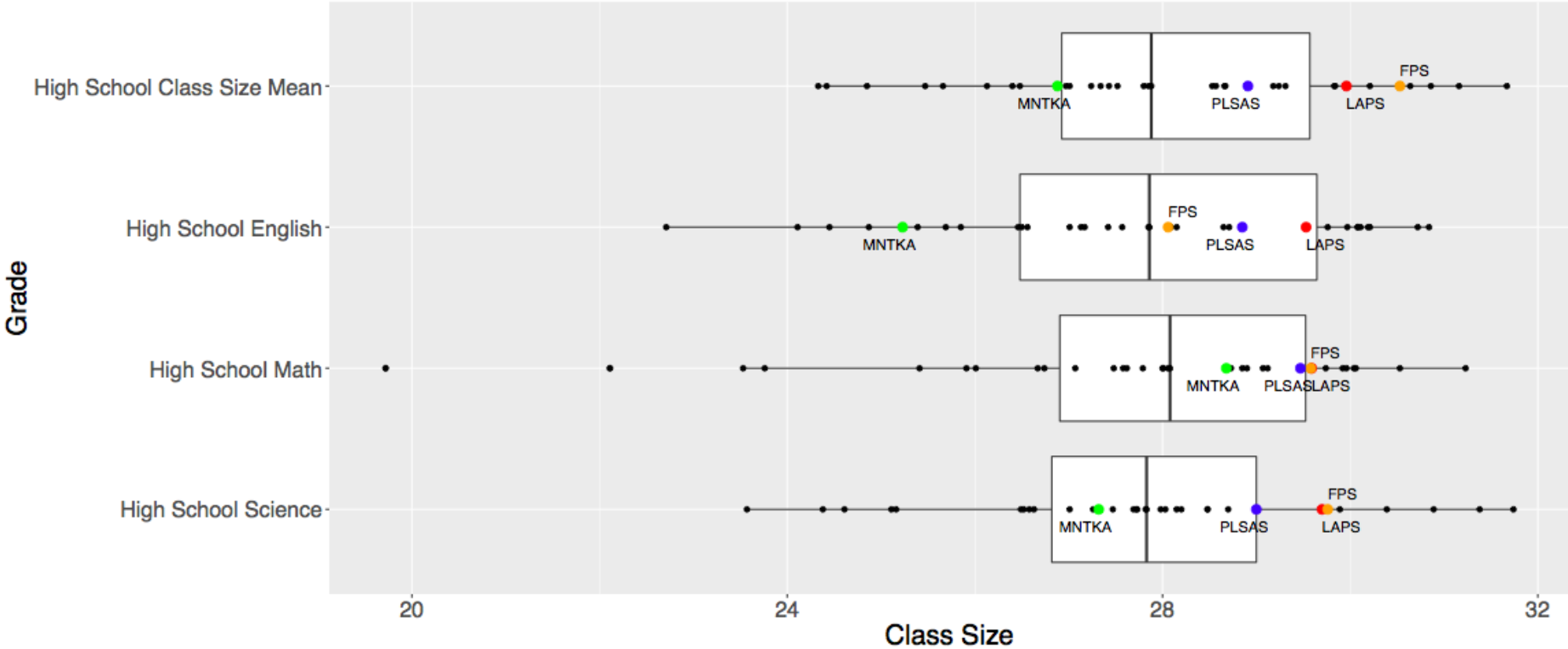
Class Sizes of Metro Districts in 2017



# High School Class Sizes



Class Sizes of Metro Districts in 2017



# Summary



Dr. Hazel Reinhardt's 2016 study predicted:

- ~~Slow~~ steady growth (Confirmed)
- Additional single-family homes will not have a net positive effect on enrollment (Incorrect)
- K-5 enrollment decreases or is flat initially but then increases in the second five projection years (Incorrect)
- Middle school will be smaller in the first five projection years but then will return to today's level of enrollment (Incorrect)
- Continued natural decrease. (Confirmed)

LAPS will likely grow at the upper end of the 2016 estimates or exceed those estimates.

# Other Factors for Consideration



- The Cohort Survival Method used to predict is a **lagging indicator** and takes one to two years to adjust to changing patterns in migration.
- A **leading indicator** (new home construction plans) hints at growth that is more rapid than these predictions.
- Lakeville remains dependent on new home construction to sustain growth.
- New home construction is largely located in the boundaries of a few schools that are already close to or exceeding capacity.
- Class size is a function of both staffing and classroom space.